

Cabinets and Bookcases





Available Products


Cabinets



Storage is a vital component to businesses of all sizes and industry. Our cabinet line offers plenty of options designed to fit any need. Choose from the following:

- Deluxe grade (available in traditional storage, wardrobe, combination, and counter height)
- Standard grade (available in traditional storage, wardrobe, combination, counter height, and desk height)
- Jumbo grade (available in traditional storage, wardrobe, combination, counter height, and desk height)
- Specialty Cabinets (available in traditional storage cabinet with file drawer storage, combination bookcase/storage cabinet, laptop charging station, bin box storage, single door and janitorial)

Bookcases



Our bookcases are designed to hold a variety of items and are suitable for a variety of environments. Bookcase styles include:

- 13 1/2" Deep Bookcases
- 18" Deep Bookcases
- Combination Bookcase/Storage Cabinet

Choosing a Cabinet is Easy

Styles to fit any storage need



Storage



Wardrobe



Combination

For unique storage applications, see pages 12 and 13 for our line of specialty cabinets.

Multiple grade options



Standard



Deluxe



Jumbo

We've got the right size for you, with widths from 30" to 48", depths from 15" to 24" and heights from 30" to 78"

Cabinets

Choose from fully assembled or unassembled



Fully Welded/Assembled

Cabinets are ready for immediate use.



Unassembled

Save on freight. Easy assembly with just a screwdriver, hammer and provided nut driver.

Add a custom look to your cabinet


Standard Colors include:



Sand



Champagne/
Putty



Light
Grey




Medium
Grey




Black

Premium colors* include:




Accent
Blue



Premium
White



Wine



Dove
Grey



Oyster



Green

*Premium colors available with an upcharge.

Options include: doors, handle styles, caster kits, wood laminate tops, colors and more!



Grade

Deluxe Cabinets

Our finest cabinet sets the standard with heavy-duty, 16-gauge steel door frame and numerous performance features

1 Heavier Gauge Construction

16-gauge fully welded frame and heavy duty construction provides superior sturdiness and increased strength over our standard cabinets.

2 Reinforced Doors

Doors incorporate an extra wide reinforcement that is welded for added strength and stability.

3 Adjustable Levelers



Two adjustable levelers compensate for uneven floors.

4 Double Handles



Two brushed chrome handles. Right handle uses three-point keyed locking to secure both doors.

5 Knuckle Hinges



Four-knuckle hinges for added durability.

6 Louvered Back Panel



Louvered back panel provides cabinet ventilation.

7 Adjustable Shelves

Shelves adjust in 2" increments without tools. Integrated shelf support tabs secure shelves tightly to cabinet without clips or added parts.

8 Raised Base

Raised base keeps contents out of harm's way from cleaning liquids.



Wardrobe



Combination



Counter Height

Available sizes:

Width	Depth	Height	Shelf Capacity
36"	18"	42"	200 lbs
36"	24"	42"	200 lbs

Width	Depth	Height	*Shelf Capacity
36"	18"	78"	200 lbs
36"	24"	78"	200 lbs

*Shelf capacity listed for full width shelves only.
Storage Cabinets are available in standard and premium colors for an upcharge.

Standard Cabinets

Our most economical cabinet, which incorporates some key features of the Deluxe cabinet



1 Quality Construction
Standard cabinets are built with premium quality steel and reinforced doors for long-term performance at an attractive price.



2 Chrome Handle
Polished chrome handle uses three-point keyed locking to lock both doors.



3 Ventilation
Punched lances in back facilitate ventilation.

4 Adjustable Levelers
Two adjustable levelers compensate for uneven floors.



5 Adjustable Shelves
Shelves adjust in 2" increments without tools. Integrated shelf support tabs secure shelves tightly to cabinet without clips or added parts.

6 Raised Base
Raised base keeps contents out of harm's way from cleaning liquids.



Wardrobe



Combination



Counter Height



Desk Height

Available sizes:

Width	Depth	Height	*Shelf Capacity
30"	15"	66"	200 lbs
36"	18"	30"	200 lbs
36"	18"	42"	200 lbs
36"	18"	72"	200 lbs

Width	Depth	Height	*Shelf Capacity
36"	24"	30"	200 lbs
36"	24"	42"	200 lbs
36"	24"	72"	200 lbs

*Shelf capacity listed for full width shelves only.
Storage Cabinets are available in standard and premium colors for an upcharge.

Grade

Jumbo Cabinets

The optimal solution when you need extra capacity to store more stuff and heavy loads

1 Super Heavy-Duty Construction



20-gauge doors and sides, 22-gauge backs along with a 18 gauge sill make these units sturdy enough to handle all your requirements.

2 Increased Storage Capacity

48" width provides 33% more storage

3 Box-Formed Shelves

Our specially engineered shelves are spot welded in corners and along the length of the box form, enabling them to support up to 400 lbs. per shelf.

4 Adjustable Levelers



Two adjustable levelers on front corners compensate for uneven floors.

5 Double Handles



Two brushed chrome handles. Right handle uses three-point keyed locking to secure both doors.

6 Leaf Hinges



Cabinets use four leaf hinges on each 78" high cabinet door and two on each 42" and 30" high door.

7 Adjustable Shelves

Shelves adjust in 2" increments without tools. Integrated shelf support tabs secure shelves tightly to cabinet without clips or added parts.

8 Raised Base

Raised base keeps contents out of harm's way from cleaning liquids.



Wardrobe



Combination



Counter Height



Desk Height

Available sizes:

Width	Depth	Height	*Shelf Capacity
48"	18"	30"	400 lbs
48"	18"	42"	400 lbs
48"	24"	42"	400 lbs
48"	18"	78"	400 lbs
48"	24"	78"	400 lbs

*Shelf capacity listed for full width shelves only.

Storage Cabinets are available in standard and premium colors for an upcharge.

Options

C-THRU DOORS



Provides the perfect solution for viewing contents of cabinets while restricting access. Great option for schools, industrial applications, airports and prisons.

Door Styles

SLIDING DOOR



Sliding Doors are an ideal solution for narrow spaces. Available in our traditional storage Jumbo Cabinet.

PERFORATED DOORS



Ensures continuous airflow for maximum ventilation of clothing, shoes, heat from electronics, etc. Available on our 72" high Standard cabinets and our 78" high Jumbo cabinets.

Additional Options

RECESSED HANDLE



Provides easy access without handles obstructing narrow aisle ways.

KEYPAD HANDLE



Keypad Handles are battery-operated, safe, secure and provide controlled access. The keypad features a failsafe way to access the cabinet in case a code is misplaced or forgotten.

CASTER KIT



Caster kits are available for 18" deep and 24" deep cabinets. (24" deep only for Jumbo). Kit adds 6 3/4" to cabinet height.

Note: Casters are not available on units with pull out drawers.

COLORS



Tennsco's Storage Cabinets are electrostatically painted with a tough, long lasting powder finish to ensure years of lasting beauty.

WOOD LAMINATE TOP



Sable oak high pressure laminate top provides a convenient work surface for desk and counter high cabinets.

Specialty Cabinets

SINGLE DOOR CABINET

Provides convenient storage solution when space is limited



- Welded construction
- Adjustable shelf
- One chrome handle on cabinet with three-point keyed locking mechanism

Available sizes:

Width	Depth	Height	Shelf Capacity
19"	24"	30"	75 lbs

JANITORIAL CABINET

Organize your maintenance needs



- Welded construction
- Three half shelves
- Two chrome handles on cabinet with three-point keyed locking mechanism
- Pan-style bottom to retain buckets and other supplies

Available sizes:

Width	Depth	Height	Shelf Capacity
36"	18"	64"	75 lbs

CHARGING CABINET

Charge multiple laptops or tablets in one charging station



- Welded construction
- Adjustable shelves
- One chrome handle on cabinet with three-point locking mechanism
- Perforated doors allow heat to dissipate
- Electrical power strip features a power switch and a 15 amp circuit breaker with a reset button
- Pull-out reference shelf creates an instant workspace (only available on 72" high cabinet)
- 8 duplex outlets on 42" and 16 on 72" cabinet
- Available with or without a caster kit

Available sizes:

Width	Depth	Height
36"	24"	42"
36"	24"	72"

*Shelf capacity listed for full width shelves only.
Storage Cabinets are available in standard and premium colors for an upcharge.

Specialty Cabinets

STORAGE CABINET WITH FILE DRAWER STORAGE

Storage and filing in one place



- Welded construction
- Adjustable shelves
- One chrome handle on cabinet with three-point keyed locking mechanism
- Cabinet and drawer locks can be opened with the same key
- Drawer operates quietly and effortlessly with the help of a fully progressive side arm suspension

Available sizes:

Width	Depth	Height	# of File Drawers	Shelf Capacity	Drawer Capacity per drawer
36"	18"	42"	1	150lbs	120 lbs
36"	18"	66"	1	150lbs	120 lbs
36"	18"	72"	2	150lbs	120 lbs

COMBINATION BOOKCASE/STORAGE CABINET

Lock items in a cabinet, while keeping other items at your fingertips



- Welded construction
- Adjustable shelves
- One chrome handle on cabinet with three-point keyed locking mechanism
- 18" deep shelves provide ample room for holding large books and manuals

Available sizes:

Width	Depth	Height	Shelf Capacity
36"	18"	72"	150 lbs

BIN BOX STORAGE

For parts and hardware storage



Bin boxes sold separately by other suppliers.

- Welded construction
- Two chrome handles on cabinet with three-point keyed locking mechanism
- Adjustable bin rails adjust on 2" centers, providing flexibility to store a variety of bin heights
- Snap-in rivet design allows bin rails to be connected without tools

Available sizes:

Width	Depth	Height
36"	18"	78"
36"	24"	78"

*Shelf capacity listed for full width shelves only.

Storage Cabinets are available in standard and premium colors for an upcharge.





Welded Bookcases

13 1/2" Deep Welded Bookcases

Classic style, durable bookcases

- 1 Welded for Durability**
Spot welded for maximum strength and rigidity, providing years of heavy use.
- 2 Maximum Rigidity**
Shelves have multiple bends at front for additional strength.
- 3 Smooth, Clean Lines**
Welded construction requires no fasteners, providing a clean professional appearance. Unit tops have no overhang, so side-to-side units will fit flush together.
- 4 Adjustable Shelves**
Shelves adjust vertically without tools in 2 5/64" increments. Spacing ideal to accommodate three ring binders
- 5 Raised Bottom**
Has a 1 1/2" raised base which keeps materials safe from damaging cleaners.
- 6 Integrated Shelf Support Tabs**
Built-in shelf support tabs mean no clips to lose and documents will not slip through cracks.
- 7 Shelf Capacity**
13 1/2" shelf supports up to 130 lbs. per shelf.



Available sizes:

Width	Depth	Height	Shelf Capacity
34 1/2"	13 1/2"	28"	130 lbs
34 1/2"	13 1/2"	40"	130 lbs
34 1/2"	13 1/2"	52"	130 lbs
34 1/2"	13 1/2"	66"	130 lbs
34 1/2"	13 1/2"	78"	130 lbs



6-opening
78" High



5-opening
66" High



4-opening
52" High



3-opening
40" High



2-opening
28" High

Bookcases are available in standard and premium colors for an upcharge.

Welded Bookcases

18" Deep Welded Bookcases

Classic style, durable bookcases

- 1 Welded for Durability**
Spot welded for maximum strength and rigidity, providing years of heavy use.
- 2 Maximum Rigidity**
Shelves have multiple bends at front for additional strength.
- 3 Smooth, Clean Lines**
Welded construction requires no fasteners, providing a clean professional appearance. Unit tops have no overhang, so side-to-side units will fit flush together.
- 4 Adjustable Shelves**
Shelves adjust vertically without tools in 2 ⁵/₆₄" increments. Spacing ideal to accommodate three ring binders
- 5 Raised Bottom**
18" deep has a 4 ⁷/₈" raised base which keeps materials safe from damaging cleaners.
- 6 Integrated Shelf Support Tabs**
Built-in shelf support tabs mean no clips to lose and documents will not slip through cracks.
- 7 Shelf Capacity**
18" shelf supports up to 150 lbs. per shelf.



Additional Features for 18" Deep Welded Bookcases

Deeper Shelf Storage

Offers a deeper cabinet for larger materials such as oversized ledgers and legal documents.

Optional Mobile Casters



Ideal when information is shared across offices.

Adjustable Levelers

Two adjustable levelers on front corners compensate for uneven floors.



6-opening
84" High



5-opening
72" High



4-opening
55" High



3-opening
43" High



2-opening
30" High

Available sizes:

Width	Depth	Height	Shelf Capacity
36"	18"	30"	150 lbs
36"	18"	43"	150 lbs
36"	18"	55"	150 lbs
36"	18"	72"	150 lbs
36"	18"	84"	150 lbs

Bookcases are available in Standard and Premium Colors are available for an upcharge.

Combination Bookcases

Combination Bookcase/Storage Cabinet

Store items that can be locked in a cabinet while keeping other materials at your fingertips

1 Integrated Shelf Support Tabs

Built-in shelf support tabs mean no clips to lose and documents will not slip through cracks.

2 Raised Base

Keeps materials safe from mops and damaging cleaners.

3 Reinforced for Durability

Extra strength is added in the welding process, providing years of heavy use.

4 Easy Adjustability



Shelves adjust on $2\frac{5}{64}$ " centers, allowing for large items, such as binders, to be easily stored.

5 Chrome Handle



Attractive polished chrome handle.

6 Shelf Capacity

Shelves support up to 150 lbs. per shelf.



Available sizes:





































Width	Depth	Height	Shelf Capacity
36"	18"	72"	150 lbs

Bookcases are available in standard and premium colors for an upcharge.





PRODUCT LINE OVERVIEW

STORAGE CABINETS	 Deluxe	 Standard	 Jumbo	 C-Thru	 Specialty							
BOOKCASES	 13 1/2" Deep	 18" Deep	 Cabinet/Bookcase Combo									
FILING	 Card & Multimedia	 Fixed Shelf Lateral File	 Lateral File	 Imperial Shelving	 Fixed Shelf Filing	 Lit. Sorter & 30 Drawers						
LOCKERS	 Standard	 Ventilated	 C-Thru	 Heavy-Duty	 Cubby							
SHELVING	 Bulk Rack	 ESP	 Q-Line	 Stur-D-Stor	 Regal	 Z-Line	 Record Archive	 Capstone	 L&T	 Estey Library		
SHOP EQUIPMENT	 All Purpose Workbench		 Electronic Workbench		 Modular Workbench		 Modular/Mobile Tool Cart		 Foreman's Desk		 Service Cart	 Packing Table



Customer Service: (866) 446-8686 • www.tennsco.com • customerservice@tennsco.com



PROUDLY MADE IN THE U.S.A.