

All Tennsco Z-Line Shelving is painted with a tough, long lasting, enamel finish to ensure years of lasting beauty. Choose from three standard finishes.



Sand



Light Grey



Medium Grey

Finishes shown above are only representative of the actual finishes. If greater accuracy is required contact your local Tennsco dealer for additional information.

A WORD ABOUT TENNSCO

Tennsco Corp., headquartered in Dickson, Tennessee, began operations in 1962. Today, Tennsco is an industry leader with over 1.4 million square feet of manufacturing and warehouse space in six facilities. Tennsco offers a wide variety of filing and storage systems, steel office furniture, industrial and institutional shelving, lockers and shop equipment.

For additional information on other Tennsco products, contact:

tennsco
SYSTEMS FOR SUCCESS

Mailing Address:

P.O. Box 1888
Dickson, TN 37056-1888

Shipping Address:

201 Tennsco Drive
Dickson, TN 37055

Toll Free Customer Service: (866) 446-8686 • Fax (866) 445-7260

Toll Free Ordering: (866) 864-4796

(615) 446-8000 • (800) 251-8184 • Fax (800) 722-0134

www.tennsco.com • info@tennsco.com

Z-Line Shelving System



tennsco
SYSTEMS FOR SUCCESS

Z-Line Shelving

Easy Assembly

Two way keyhole slots and snap-in rivet design make installation a snap. No clips, sway braces, corner gussets or additional hardware needed.

Structural Integrity

Positive rivet connection combines with 14 gauge angle post to make a rigid framework ideal for mezzanine or high density mobile shelving.

Tall, Upright Posts

Upright posts are available in lengths up to 181½".

Added Reinforcement

Handle extra heavy loads with extra center support.

Strength Without Compromise

Standard 14 gauge double rivet beam has 2¾" profile and handles loads up to 2000 lbs. Or choose our optional 3¼" profile channel beam for even greater load capacity.

Long Spans

Configure units up to 96" wide by 60" deep with Z-Line's channel beams.

Flexible Design

Shelves adjust in 1½" increments for optimum flexibility.

Flattened Keyhole Slot

Positioning shelves is easy, with a special flattened locator keyhole in every fourth position.

Low Profile Shelf Support

Maximize shelf openings with thin but strong shelf supports.

Medium Shelf Support

Special V-beam design provides heavy-duty support at an affordable price.

Wide Profile Shelf Support

Heavy-duty 2¾" high beam laterally supports in longer spans and can accommodate up to 2,500 lbs. depending on shelf size.

Strong, Economical Shelves

Industrial grade particle board shelves hold up to the toughest applications — at an affordable price.



Z-Line Shelving

When it comes to value without compromising performance, you're talking about Z-Line shelving.

Its fastening mechanism combined with a versatile array of components means it fits all your storage needs. The interlocking keyhole design not only makes installation fast and easy but eliminates the need for clips, gussets, sway braces or other hardware necessary with conventional shelving.

Without these obstacles you have completely free access from all sides of the unit.

Z-Line's adaptability makes it ideal for any size storage requirement. Its interchangeable componentry means it can be configured for single width shelving applications or spans up to 96" wide. It's a multifaceted system that affordably solves all your storage needs.

Low Profile Shelving Unit



Tennsco Low Profile Shelving Units are your solution when you need to maximize vertical storage space and need unobstructed access to stored items. The specially designed shelf supports with particle board are only 1½" tall yet handle load capacities from 600-800 lbs depending upon the steel-gauge and shelf size you select. Widths available up to 48".

Exceptional Strength



Double rivet design and keyhole slots form a rigid framework. Combine heavy gauge steel posts, shelf supports and angle beams and you have a shelving system that easily stands up to any industrial application.

Medium Profile Shelving Unit



Tennsco Medium Profile Shelving Units incorporate a special 2¼" high v-beam design offering heavy-duty support at an economical price. With the added load capacity you'll find hundreds of uses in your factory or warehouse. Shelf supports are available in either 16 or 14 gauge steel to handle shelf load capacities ranging from 600 to 1,000 lbs. depending upon the gauge and shelf size selected. Widths available up to 72".

Easy Assembly



Assembly goes smoothly and quickly with Z-Line's snap-in rivet and keyhole design that eliminates the need for fasteners or braces.

Wide Profile Shelving Unit




The 2¾" high steel beam of Tennsco's Wide Profile Shelving Unit supports applications where decking is used over longer spans. Whether your application involves wire decking or particle board, Wide Profile Shelving Units can handle your most demanding storage needs. Weight capacities range from 1,250 lbs. to 2,500 lbs. depending upon shelf size. Widths available up to 96".

Unobstructed Accessibility



Because the Z-Line design eliminates structural bracing, items can be loaded and unloaded from either the side, front or back of the unit for maximum versatility.

Channel Beam Shelving Unit



Tennsco Channel Beam Shelving Units are your answer to industrial strength storage applications. The 3¼" high steel channel beam offers maximum strength for shelf spans of 48" and longer. Load capacities range from 1,600 lbs. to 2,500 lbs., depending upon shelf size. Widths available up to 96".

The Universal Storage Solution



Standardize your storage solutions throughout your organization by using Z-Line's interchangeable components for either your heavy-duty applications or where total weight requirements are not as demanding.

tennsco

SYSTEMS FOR SUCCESS

Versatile Storage Options



tennsco
SYSTEMS FOR SUCCESS

Z-Line Versatility

Versatile Storage Options



Adjustable shelves and easy to assemble modular design allows you the flexibility to configure Z-Line shelving to meet your storage requirements.

Sloping Shelves



Store items at an angle for easier viewing and retrieval of products on display. For taller items use with an inverted LRA shelf support (sold separately.)


**Tire Rack is for tires only, not wheels. Do not place tires with wheels on shelving.*

Tire Rack



Conveniently stores tires for easy access and display.* Vertical storage allows for maximization of available floor space. Available in a single or double entry unit.

Archive & Box Storage



Z-Line is ideal for handling archived office materials like accounting records, computer printouts, etc. Use standard particleboard shelves, or choose angle box supports (shown above.)

Z-Line Versatility

Retail Storage & Display




Z-Line is one of the most flexible and affordable shelving systems available. Use your imagination in creating not only customized storage but also work stations, equipment stands, shipping stations, cutting tables, tire racks, hang racks and more.

Handles Your Toughest Loads



Unlike other shelving offerings, Z-Line is designed to handle loads up to 2,500 lbs. per shelf. Plus it takes the tough handling found in warehouses or industrial storage areas.

Enclosed Storage



Steel sides, backs and locking doors secure your stored items while keeping contaminants, dust, etc. out.

Mobility



Need movement for your shelving? Simply add casters to almost any sized* shelving system.

**Note: Mobile shelving must be no less than 18" deep, no more than 60" wide, and no more than 96" high.*

tennsco
SYSTEMS FOR SUCCESS

Stur-D-Stor

Flexible shelving components create a five-shelf unit or handy work table. Stur-D-Stor's boltless design allows quick and easy set-up and is available in 36" and 48" width configurations. Industrial grade particle board shelves with steel frames offer 1,000 lb. capacities per shelf. Shelves adjust in 1/2" increments.



Stur-D-Bench

Stur-D-Bench's boltless design uses interlocking keyhole slots which allow quick and easy assembly with only a rubber mallet. Industrial grade particle board shelves with steel frames offer 1,000 lb. capacities per shelf. Choose between a full-width drawer unit with a riser, drawer, and shelf or a half-width drawer unit with a riser, drawer, lower shelf, which accommodates sitting space. Both benches are available in Accent Blue paint finish only.



Shown with optional second drawer.

Features



Boltless Assembly
Assembly of Stur-D-Stor is quick and easy thanks to its no nuts or bolts design.



Modular Design
Stur-D-Stor can be configured as either a freestanding shelf unit or as a compact work table.



Built Strong
Industrial grade particle board shelves combined with rugged steel angle components means that Stur-D-Stor shelving is built to last.

Features



Great Storage Capacity
Full-length drawers glide effortlessly on progressive steel ball-bearing suspensions while particleboard bottoms provide a 150 lb. capacity per drawer.



Versatile Storage
Accessible storage is within reach. Reversible riser shelf holds up to 750 lbs. (evenly distributed.)



Half width bench shown with optional second and third drawer.

Two Drawer and Shelf Options
Choose from full-width drawer and bottom shelf unit or half-width drawer and bottom shelf unit. Half-width allows room for sitting stool. All benches come standard with one drawer; additional drawers may be added.

tennsco

SYSTEMS FOR SUCCESS

Steel Shelf Units

Sturdy steel framework combined with strong steel shelves provides a strong yet cost-effective solution to a wide range of storage requirements. Steel shelf clips attached to the uprights provide rigid and strong connection points for the steel shelves, removing the need for sway braces and allowing for unobstructed access from all four sides. Shelves on both Starter and Adder units can be adjusted on 1 1/2" increments.

Available widths are 36", 42", and 48". Shelf depths are 12", 18", 24" and 36" to suite your specific needs.

Note: Medium shelf supports are required to stabilize the unit at top and bottom.



Steel Shelf Units

Starter Units



Add-On Units



Features



Metal Shelving

In places where excessive humidity or fire codes are an issue, metal shelving holds up where other shelving may fall short.

Perforated Shelves

Helps to meet fire codes when storing flammables by allowing water from overhead sprinklers to reach all levels of the unit.

Features



Boltless Assembly

Assembly of steel shelves is made easier, requiring no nuts or bolts.

Easy Access

Tennsco's steel shelving solution allows you to gain entry from all sides of the unit. No sway braces to get in the way!

Load Capacity

Steel shelf units handle your heavy loads with capacity ratings up to 750 lbs.* per shelf depending on size and configuration of shelves.

*Perforated shelves hold up to 450 lbs. per shelf.

tennsco

SYSTEMS FOR SUCCESS

Sloping Steel Shelves

Sloping Steel Shelves are the perfect solution when your application requires the need for easy retrieval and viewing of products. All Sloping Steel Shelves are available in various sizes and holds up to 400 lbs. per shelf.



Superior Strength

For the strongest shelving system available, Tennsco's Heavy Duty Reinforced Shelving offers load capacities up to 4,000 lbs. per shelf and 13,000 lbs. per section. The combination of 16-gauge steel shelves with a 14-gauge support framework makes it perfect for storing dies, motors, jigs, fixtures and other heavy materials. Choose from eight shelf sizes (ranging from 36" w x 18" d to 96" w x 36" d) and three post lengths to match your storage requirements. Braceless construction allows easy access from all sides, and the smooth steel surface makes placing and removing items much easier than on wood or wire shelves – simply slide items on and off.

Die Rack Units




A Variety of Configuration Possibilities



When retrieving tools, parts, and other bulk items, Tennsco's Sloping Steel Shelves are an ideal solution. The angle of each shelf allows for easy removal of an item so that the next one slides into place, perfect for rotation of stock. Sloping shelves allow for visible access to contents for easy inventory. Compartment bins shown above are not sold by Tennsco.

Features



Designed to Handle Your Toughest Loads
Unique combination of shelf supports with cross beam supports creates a super-reinforced unit and prevents deformity even under heavy loads.

Superior Strength
Our rivet attachments offer superior strength to shelving and with no need for nuts and bolts, it makes assembly a snap!

tennsco

SYSTEMS FOR SUCCESS

Record Archive Storage Units

Rack designed to hold record storage boxes for archival purposes. May be ordered with or without particle board decking to allow you to use your own shelf surface.



Record Archive Shelving



Tennsco's standard Record Archive Shelving incorporates high performance steel shelves which allow holding even the heaviest load capacities.

Low Profile Record Archive Shelving



Low Profile Record Archive Shelving is our most affordable record storage option and offers unobstructed access and a stylish appearance.

Record Archive Shelving with Angle Supports



Special units with angle supports allow record storage boxes to slide in and out of individual channels for complete organization.

All styles of Record Archive Shelving are available as either single or double entry units.

Mezzanine Capability



When floor space is limited, a mezzanine may be the ideal answer for large-scale expansion. Our Z-line Mezzanines can be designed to meet custom specifications, local building codes, and seismic codes. Send us your requirements and we'll custom design a system perfectly suited to your specific needs.

tennsco

SYSTEMS FOR SUCCESS

Z-Line Components

Post Options

Post Options
Match posts with your needs: Use SUR posts for your most demanding applications. Use EUR for light or medium weight applications and in conjunction with ZTP posts. Use ZTP as an intermediate common "T" post.



SUR
Heavy Upright Post

EUR
Standard Upright Post

ZTP
Intermediate Upright Post

Shelf Options



Particle Board Decking
Industrial grade $\frac{5}{8}$ " particle board decking provides a sturdy work surface that is both strong and economical.

Wire Decking
Select wire decking for better visibility of items. Meets Factory Mutual fire codes.

Support Options



Low Profile Support Options
Maximizes shelf openings in light to medium duty support applications. Available in 14 or 11 gauge steel. Load capacities range from 600 to 800 lbs., depending upon steel gauge and shelf size.

Medium Profile Support Options
Special V-beam design provides heavy-duty support at an economical price. Available in 16 or 14 gauge steel. Load capacities range from 600 to 1,000 lbs., depending upon steel gauge and shelf size.



Wide Profile Shelf Supports
Heavy-duty $2\frac{3}{4}$ " high beam to laterally support decking in longer spans. For load capacities ranging from 1,250 lbs. to 2,500 lbs., depending upon shelf size.



Channel Beams
Extra heavy-duty $3\frac{1}{4}$ " high beam for maximum strength. Supports spans 48" and longer. Load capacities range from 1,600 lbs. to 2,500 lbs., depending upon shelf size.



Front to Back Shelf Deck Support
For added support for decking on long spans. Used with wide profile shelf supports and Channel Beams.



Medium Profile Front to Back Shelf Supports
Added support on long spans of medium profile shelf supports. Snap-in design for easy installation.

Z-Line Accessories


Shelf Tie Options



Cross Aisle Ties
Cross aisle ties stabilize rows of shelving by tying them together across the aisle.

Adjustable Aisle Ties
Links units across an aisle in distances from 48" to 84"

Connectors




Tie and Anchor Plates
Connect two units back-to-back or side-to-side while maintaining spacing for rivet head clearance.

Wall Tie
Connects a unit to the wall with a 9" spacing. Provides additional stability for tall units.

Post Splice Angle
Splices two upright posts together.

Other Options



Doors
Sturdy doors keep out dust and debris while also providing added security.

Sides and Backs
For a more finished look sides and backs may be added.

Back/Side Clips
Used when attaching backs and sides to your unit.

End Caps
End Caps offer protection from sharp edges. Choose from (A) soft and pliable vinyl caps (intended for upright tops) or (B) rigid nylon caps (intended for either upright tops or for floor and carpet protection).



Caster Mount
Swivel with brakes or fixed casters offers varying degrees of rollability and maneuverability. Polyurethane treads.



Hang Rods
Allows shelving to be used as a retail clothes rack.

tennsco

SYSTEMS FOR SUCCESS