

## POLICY AND SERVICES

**PRICING:** All prices are knocked down, F.O.B. Tennsco Corp's Facility in Dickson, Tennessee. All orders are subject to final acceptance at the Home Office, Dickson, Tennessee. Prices are subject to change without notice. Tennsco has the right to make product design changes at any time. Tennsco's prices do not include sales, use, excise or similar taxes. Consequently, in addition to the prices specified herein, the amount of any present or future sales, use, excise or similar tax applicable to the manufacture, sale, purchase or use of the goods sold hereunder shall be paid by buyer. In lieu thereof, Buyer shall provide Seller with a tax exemption certificate acceptable to the applicable taxing authorities.

**TERMS OF PAYMENT:** Terms are Net 30 Days from date of shipment. A service charge of 1 1/2% per month will be charged for overdue invoices.

**MINIMUM ORDERS:** Minimum order is \$15.00.

**FREIGHT CHARGES:** All shipments will be made freight collect unless otherwise specified. If freight is prepaid, it will be added to the invoice or billed separately, depending on arrangements. On shipments by parcel post, the postage will be added to the invoice. All routing will be done solely by the Home Office. If purchaser does not accept delivery of merchandise when ready for shipment, Tennsco will transfer the merchandise to a public storage facility at the purchaser's expense.

**WEIGHT:** Weights shown are approximate.

**CLAIMS:** Claims for shortages must be made in writing to the Home Office within 15 days from receipt of shipment. Claims for damaged or lost material must be filed with the carrier.

**Caution:** When you give delivering carrier a clear receipt for a shipment in which there is damaged merchandise or a shortage, the carrier is relieved of further responsibility. Claims for damage or shortage must be filed by you with the delivering carrier. Tennsco will not accept return of merchandise damaged in transit. Your claim is with the delivering carrier.

**PARTIAL SHIPMENTS:** Tennsco reserves the right to make delivery in installments unless otherwise expressly stated herein. All such installments shall be separately invoiced and paid for when due, without regard to subsequent deliveries. Delay in delivery of all installments shall not relieve Buyer of its obligations to accept remaining deliveries.

**SET UP:** Set up of certain units will be made at the factory when specified. Unless specifically priced otherwise, charge will be 15% of list price (not subject to discount). Some products are packaged KD only.

**CANCELLATIONS & RETURNS:** Orders for "Non Stock" items are not subject to change or cancellation. No return merchandise will be accepted without written consent of the General Office, Dickson, Tennessee. All returned shipments are subject to a handling charge of 25% plus all transportation charges incurred by Tennsco unless Tennsco is at fault. Cancelled orders, prior to shipment, are subject to a 15% charge of the goods covered by the cancellation order.

### LIMITED WARRANTY

Tennsco warrants goods purchased hereunder to be free of defects in materials and workmanship for a period of one (1) year from the date of shipment, hereunder. Tennsco's warranty shall not apply in the event goods are damaged as a result of misuse, abuse, neglect, accident, improper application, modification or repair by persons not authorized by Seller, where goods are damaged during shipment, or where the date stamps on the goods have been defaced, modified or removed. UNLESS CONSIDERED UNENFORCEABLE OR UNLAWFUL UNDER APPLICABLE LAW:

- ALL IMPLIED WARRANTIES, INCLUDING BUT NOT LIMITED TO WARRANTIES OR MERCHANTABILITY AND FITNESS FOR A PARTICULAR PURPOSE ARE HEREBY EXCLUDED;
- BUYERS REMEDY, IF ANY, FOR ANY DEFECTIVE GOODS SHALL BE LIMITED TO A REFUND BY SELLER OR REPLACEMENT OF THE GOODS AT SELLER'S OPTION, AND SHALL IN NO EVENT INCLUDE DAMAGES OF ANY KIND, WHETHER INCIDENTAL, CONSEQUENTIAL OR OTHERWISE.

NO GOODS ACCEPTED FOR RETURN WITHOUT PRIOR APPROVAL. Seller shall have the right to inspect any goods claimed to be defective at Buyers place of business or require Buyer to return the goods to Seller for inspection on Seller's premises. Transportation charges covering returned goods will be borne by Seller only if such goods are proven to be defective, are covered by this warranty and are returned within the warranty period stated above.

**MAILING ADDRESS:**  
TENNSCO CORP.  
P.O. BOX 1888  
DICKSON, TN 37056-1888

**SHIPPING ADDRESS:**  
TENNSCO CORP.  
201 TENNSCO DRIVE  
DICKSON, TN 37055



# TECHNICAL WORKSTATION PRICE LIST

**MAILING ADDRESS:**  
TENNSCO CORP.  
P.O. BOX 1888  
DICKSON, TN 37056-1888

**SHIPPING ADDRESS:**  
TENNSCO CORP.  
201 TENNSCO DRIVE  
DICKSON, TN 37055

**CORPORATE OFFICE:** (615) 446-8000  
(800) 251-8184  
(800) 722-0134 (Fax)

**CUSTOMER SERVICE:** (866) 446-8686  
(866) 864-4796 (Fax)

Website: [www.tennsco.com](http://www.tennsco.com) E-mail: [info@tennsco.com](mailto:info@tennsco.com)

## EFFECTIVE JUNE 1, 2011

This price list supersedes all previous price lists.  
Prices subject to change without notice.

### CONTENTS:

**PAGE 2:** Technical Workstations with Fixed Legs  
**PAGE 3:** Technical Workstations with Adjustable Legs  
**PAGE 4:** Instrument Shelves; Hanging Drawer Units  
**PAGE 5:** Pedestals; Pedestal Bases; Workstation Tops  
**PAGE 6:** Power Rail; Grounding Kit; & Task Light  
**CANTILEVERED ACCESSORY SYSTEM:**  
**PAGE 7:** Upright Frames; Cantilevered Shelf; Sloped Shelf  
**PAGE 8:** Bin Rail; Canopy Top; Lighting

## TENNSCO QUICK-SHIP PROGRAM



**NEED AN ORDER FAST? Look for this logo throughout the book.**

Based on past sales history, Tennsco inventories many of its most popular items, usually available for shipment in three business days. Quick Ship inventory is available in limited quantities and selected colors. For larger orders, please contact customer service for availability.

♦ Items marked with a red diamond are available for quick ship in Sand and Accent Blue, unless otherwise specified.

**STANDARD COLORS:** SAND, ACCENT BLUE  
**TOP COLOR:** ALMOND

**TECHNICAL WORKSTATION  
WITH FIXED LEGS**



Shown with Static Control Work Surface; for example of Standard Work Surface, see tops on page 5.

- Heavy duty steel frame - allows ease of assembly in the field through the use of Tennsco's concealed-fastener system.
- Slip-resistant footrest - adjustable horizontally for comfort.
- Comfort radiused edging - an attractive curved finish on worksurface edge, easy on arms and hands while working.
- Adjustable glides - on all four legs, permitting a level worksurface regardless of floor conditions.

**Standard Worksurface:** A plastic-laminate top, trimmed with black PVC edging.

**Static Control Worksurface:** A plastic-laminate top trimmed with oak edging. Rated at 10<sup>6</sup>-10<sup>9</sup> ohms per square centimeter. Grounding cables are not provided.

CAT. NO.	W	D	H	WT.	PRICE
<b>STANDARD WORK SURFACE</b>					
TW-483030-N*	48	30	30	97	<b>670.00</b>
TW-483034-N*	48	30	34	100	<b>678.00</b>
TW-603030-N	60	30	30	121	<b>703.00</b>
TW-603034-N	60	30	34	124	<b>711.00</b>
TW-603630-N	60	36	30	127	<b>788.00</b>
TW-603634-N	60	36	34	131	<b>796.00</b>
TW-723030-N	72	30	30	132	<b>770.00</b>
TW-723034-N	72	30	34	135	<b>778.00</b>
TW-723630-N	72	36	30	152	<b>860.00</b>
TW-723634-N	72	36	34	156	<b>868.00</b>
TW-963030-N	96	30	30	162	<b>940.00</b>
TW-963034-N	96	30	34	165	<b>948.00</b>
TW-963630-N	96	36	30	182	<b>1,062.00</b>
TW-963634-N	96	36	34	186	<b>1,070.00</b>
<b>STATIC CONTROL WORK SURFACE</b>					
TW-483030-S*	48	30	30	97	<b>855.00</b>
TW-483034-S*	48	30	34	100	<b>863.00</b>
TW-603030-S	60	30	30	121	<b>976.00</b>
TW-603034-S	60	30	34	124	<b>984.00</b>
TW-603630-S	60	36	30	127	<b>997.00</b>
TW-603634-S	60	36	34	131	<b>1,005.00</b>
TW-723030-S	72	30	30	132	<b>1,039.00</b>
TW-723034-S	72	30	34	135	<b>1,047.00</b>
TW-723630-S	72	36	30	152	<b>1,074.00</b>
TW-723634-S	72	36	34	156	<b>1,082.00</b>
TW-963030-S	96	30	30	162	<b>1,086.00</b>
TW-963034-S	96	30	34	165	<b>1,094.00</b>
TW-963630-S	96	36	30	182	<b>1,215.00</b>
TW-963634-S	96	36	34	186	<b>1,223.00</b>

\* **Note:** 48" wide units can not accommodate the Cantilevered Accessory System, which is 60" wide.

**TECHNICAL WORKSTATION WITH POWER RAIL  
WITH FIXED LEGS**



Shown with Standard Work Surface; for example of Static Control Work Surface, see tops on page 5.

- Includes all of the features described above, plus the following power-rail features:
- Pre-wired power rail is incorporated into the workstation frame.
- Includes eight 15-amp, 115 volt power outlets, controlled by a single lighted power-switch and protected by a 15-amp circuit breaker. An eight foot long power cord connects the power rail to any standard outlet.
- Power rail may be positioned at the front or the rear of the workstation, and can face either forward or backward for total flexibility.

CAT. NO.	W	D	H	WT.	PRICE
<b>STANDARD WORK SURFACE</b>					
TW-603030-NE	60	30	30	124	<b>884.00</b>
TW-603034-NE	60	30	34	127	<b>892.00</b>
TW-603630-NE	60	36	30	130	<b>969.00</b>
TW-603634-NE	60	36	34	134	<b>977.00</b>
TW-723030-NE	72	30	30	137	<b>960.00</b>
TW-723034-NE	72	30	34	140	<b>967.00</b>
TW-723630-NE	72	36	30	157	<b>1,049.00</b>
TW-723634-NE	72	36	34	161	<b>1,057.00</b>
TW-963030-NE	96	30	30	168	<b>1,130.00</b>
TW-963034-NE	96	30	34	171	<b>1,138.00</b>
TW-963630-NE	96	36	30	188	<b>1,252.00</b>
TW-963634-NE	96	36	34	192	<b>1,260.00</b>
<b>STATIC CONTROL WORK SURFACE</b>					
TW-603030-SE	60	30	30	124	<b>1,157.00</b>
TW-603034-SE	60	30	34	127	<b>1,165.00</b>
TW-603630-SE	60	36	30	130	<b>1,178.00</b>
TW-603634-SE	60	36	34	134	<b>1,186.00</b>
TW-723030-SE	72	30	30	137	<b>1,228.00</b>
TW-723034-SE	72	30	34	140	<b>1,236.00</b>
TW-723630-SE	72	36	30	157	<b>1,263.00</b>
TW-723634-SE	72	36	34	161	<b>1,271.00</b>
TW-963030-SE	96	30	30	168	<b>1,276.00</b>
TW-963034-SE	96	30	34	171	<b>1,284.00</b>
TW-963630-SE	96	36	30	188	<b>1,405.00</b>
TW-963634-SE	96	36	34	192	<b>1,413.00</b>

## TECHNICAL WORKSTATION WITH ADJUSTABLE LEGS



CAT. NO.	W	D	H	WT.	PRICE
<b>STANDARD WORK SURFACE</b>					
TW-483030-NA*	48	30	30-36	99	725.00
TW-483034-NA*	48	30	34-40	107	734.00
TW-603030-NA	60	30	30-36	123	758.00
TW-603034-NA	60	30	34-40	131	767.00
TW-603630-NA	60	36	30-36	132	841.00
TW-603634-NA	60	36	34-40	138	850.00
TW-723030-NA	72	30	30-36	134	825.00
TW-723034-NA	72	30	34-40	142	834.00
TW-723630-NA	72	36	30-36	157	913.00
TW-723634-NA	72	36	34-40	163	922.00
TW-963030-NA	96	30	30-36	164	995.00
TW-963034-NA	96	30	34-40	172	1,004.00
TW-963630-NA	96	36	30-36	187	1,115.00
TW-963634-NA	96	36	34-40	193	1,124.00
<b>STATIC CONTROL WORK SURFACE</b>					
TW-483030-SA*	48	30	30-36	99	910.00
TW-483034-SA*	48	30	34-40	107	919.00
TW-603030-SA	60	30	30-36	123	1,031.00
TW-603034-SA	60	30	34-40	131	1,040.00
TW-603630-SA	60	36	30-36	132	1,050.00
TW-603634-SA	60	36	34-40	138	1,059.00
TW-723030-SA	72	30	30-36	134	1,094.00
TW-723034-SA	72	30	34-40	142	1,103.00
TW-723630-SA	72	36	30-36	157	1,127.00
TW-723634-SA	72	36	34-40	163	1,136.00
TW-963030-SA	96	30	30-36	164	1,141.00
TW-963034-SA	96	30	34-40	172	1,150.00
TW-963630-SA	96	36	30-36	187	1,268.00
TW-963634-SA	96	36	34-40	193	1,277.00

\* NOTE: 48" wide units can not accommodate the Cantilevered Accessory System, which is 60" wide.

## TECHNICAL WORKSTATION WITH ADJUSTABLE LEGS



Shown with Standard Work Surface; for example of Static Control Work Surface, see tops on page 5.

- Adjustable leg allows you to set the bench at the height where you feel most comfortable. Legs adjust in 1" increments.
- Heavy duty steel frame - allows ease of assembly in the field through the use of Tennsco's concealed-fastener system.
- Slip-resistant footrest - adjustable horizontally for comfort.
- Comfort radiused edging - an attractive curved finish on worksurface edge, easy on arms and hands while working.
- Adjustable glides - on all four legs, permitting a level worksurface regardless of floor conditions.

**Standard Worksurface:** A plastic-laminate top, trimmed with black PVC edging.

**Static Control Worksurface:** A plastic-laminate top trimmed with oak edging. Rated at 10<sup>6</sup>-10<sup>9</sup> ohms per square centimeter. Grounding cables are not provided.

## TECHNICAL WORKSTATION WITH POWER RAIL WITH ADJUSTABLE LEGS

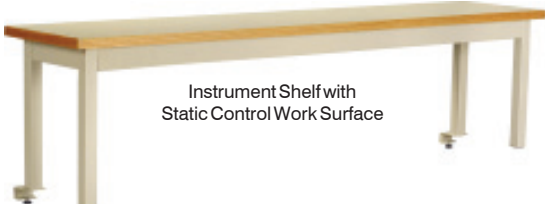
CAT. NO.	W	D	H	WT.	PRICE
<b>STANDARD WORK SURFACE</b>					
TW-603030-NEA	60	30	30-36	126	939.00
TW-603034-NEA	60	30	34-40	134	948.00
TW-603630-NEA	60	36	30-36	135	1,022.00
TW-603634-NEA	60	36	34-40	141	1,031.00
TW-723030-NEA	72	30	30-36	139	1,014.00
TW-723034-NEA	72	30	34-40	147	1,023.00
TW-723630-NEA	72	36	30-36	162	1,102.00
TW-723634-NEA	72	36	34-40	168	1,111.00
TW-963030-NEA	96	30	30-36	164	995.00
TW-963034-NEA	96	30	34-40	178	1,194.00
TW-963630-NEA	96	36	30-36	187	1,115.00
TW-963634-NEA	96	36	34-40	199	1,314.00
<b>STATIC CONTROL WORK SURFACE</b>					
TW-603030-SEA	60	30	30-36	126	1,212.00
TW-603034-SEA	60	30	34-40	134	1,221.00
TW-603630-SEA	60	36	30-36	135	1,231.00
TW-603634-SEA	60	36	34-40	141	1,240.00
TW-723030-SEA	72	30	30-36	139	1,283.00
TW-723034-SEA	72	30	34-40	147	1,292.00
TW-723630-SEA	72	36	30-36	162	1,316.00
TW-723634-SEA	72	36	34-40	168	1,325.00
TW-963030-SEA	96	30	30-36	170	1,331.00
TW-963034-SEA	96	30	34-40	178	1,340.00
TW-963630-SEA	96	36	30-36	193	1,458.00
TW-963634-SEA	96	36	34-40	199	1,467.00



Shown with Static Control Work Surface; for example of Standard Work Surface, see tops on page 5.

- Includes all of the features described above, plus the following power-rail features:
- Pre-wired power rail is incorporated into the workstation frame.
- Includes eight 15-amp, 115 volt power outlets, controlled by a single lighted power-switch and protected by a 15-amp circuit breaker. An eight foot long power cord connects the power rail to any standard outlet.
- Power rail may be positioned at the front or the rear of the workstation, and can face either forward or backward for total flexibility.

**INSTRUMENT SHELF**



◆ QUICKSHIP COLORS: Sand and Accent Blue

CAT. NO.	W	D	H	WT.	PRICE
<b>STANDARD WORK SURFACE</b>					
TWI-60-N ◆	60	15	18	61	425.00
TWI-72-N ◆	72	15	18	69	495.00
TWI-96-N ◆	96	15	18	87	568.00
<b>STATIC CONTROL WORK SURFACE</b>					
TWI-60-S ◆	60	15	18	61	527.00
TWI-72-S ◆	72	15	18	69	581.00
TWI-96-S ◆	96	15	18	87	652.00
<b>STANDARD WORK SURFACE with POWER RAIL</b>					
TWI-60-NE ◆	60	15	18	64	606.00
TWI-72-NE ◆	72	15	18	74	684.00
TWI-96-NE ◆	96	15	18	93	758.00
<b>STATIC CONTROL WORK SURFACE with POWER RAIL</b>					
TWI-60-SE ◆	60	15	18	64	708.00
TWI-72-SE ◆	72	15	18	74	770.00
TWI-96-SE ◆	96	15	18	93	842.00

Instrument shelves are designed to complement the design and function of the Tennsco Technical Workstation.

- Attaches easily to workbench top without tools.
- Available with optional pre-wired power rail, identical to the power rail supplied with technical workstation.
- Comfort radiused edging - an attractive curved finish on worksurface edge, easy on arms and hands while working.
- Available with either standard or static control worksurfaces

**Standard Worksurface:** A plastic-laminate top, trimmed with black PVC edging.

**Static Control Worksurface:** A plastic-laminate top trimmed with oak edging. Rated at 10<sup>6</sup>-10<sup>9</sup> ohms per square centimeter. Grounding cables are not provided.

**HANGING DRAWER UNITS**



◆ QUICKSHIP COLORS: Sand and Accent Blue

CAT. NO.	DESCRIPTION	W	D	H	WT.	PRICE
<b>1 DRAWER UNIT</b>						
PED-10-30	Fits 30"d workbench	15	24	9	39	361.00
PED-10-36	Fits 36"d workbench	15	24	9	39	365.00
<b>2 DRAWER UNIT</b>						
PED-20-30 ◆	Fits 30"d workbench	15	24	20 <sup>3</sup> / <sub>4</sub>	66	503.00
PED-20-36 ◆	Fits 36"d workbench	15	24	20 <sup>3</sup> / <sub>4</sub>	66	507.00
<b>3 DRAWER UNIT</b>						
PED-30-30 ◆	Fits 30"d workbench	15	24	20 <sup>3</sup> / <sub>4</sub>	76	584.00
PED-30-36 ◆	Fits 36"d workbench	15	24	20 <sup>3</sup> / <sub>4</sub>	76	588.00

- Available in three arrangements:  
One drawer (has one 5<sup>3</sup>/<sub>4</sub>"h drawer);  
Two Drawer (has one 5<sup>3</sup>/<sub>4</sub>"h drawer and one 11<sup>3</sup>/<sub>4</sub>"h drawer);  
Three Drawer (has three 5<sup>3</sup>/<sub>4</sub>"h drawers).
- Includes horizontal support beams to hang drawers from either the right or left side of workbench (or both!). Hanging height allows for installation of foot rest underneath.
- Smooth, quiet operation with steel ball-bearing suspensions.
- Locks come standard on all models, and secure all drawers simultaneously.



One Drawer Unit



Two Drawer Unit



Three Drawer Unit

# TECHNICAL WORKSTATION Pedestals; Pedestal Base; Workstation Tops



CAT. NO.	W	D	H	WT.	PRICE
<b>LOCKING DOOR PEDESTALS</b>					
PED-124	15	24	28	62	435.00
PED-130	15	28	28	65	439.00
<b>TWO-DRAWER PEDESTALS</b>					
PED-224	15	24	28	81	550.00
PED-230	15	28	28	101	527.00
<b>THREE-DRAWER PEDESTALS</b>					
PED-324	15	24	28	91	648.00
PED-330	15	28	28	97	607.00
<b>FOUR-DRAWER PEDESTALS</b>					
PED-424	15	24	28	100	727.00
PED-430	15	28	28	107	673.00



Two Drawer



Three Drawer



Four Drawer

## PEDESTALS FOR USE WITH TOPS (Sold Below)



Locking Door Pedestal  
(shown with top and optional pedestal base)

- Use two pedestals to support a top and create a workbench. (Tops sold below).
- Bench height will be 30". Add a pedestal base (sold below) to change height to 36".
- Available in four arrangements:  
**Two drawer** (has two 11<sup>3</sup>/<sub>4</sub>"h drawers);  
**Three Drawer** (has two 5<sup>3</sup>/<sub>4</sub>"h drawer and one 11<sup>3</sup>/<sub>4</sub>"h drawer);  
**Four Drawer** (has four 5<sup>3</sup>/<sub>4</sub>"h drawers);  
**Locking Door** (has one shelf, adjustable on two-inch centers).
- Drawers have smooth, quiet operation with steel ball-bearing suspensions.
- Locks come standard on all models, and secure all drawers simultaneously.

## PEDESTAL BASE

CAT. NO.	W	D	H	WT.	PRICE
CPB-24	15	24	4 1/2	15.8	68.00
CPB-30	15	28	4 1/2	14.0	71.00

The pedestal base is used to raise a pedestal from a height of 30" to a height of 34", giving your workbench an approximate 36" height. Includes adjusting levelers to help match exact height any other legs or pedestals on the unit.



## WORKSTATION TOPS


♦ QUICKSHIP COLORS: Tops are available in Almond only

CAT. NO.	W	D	H	WT.	PRICE
<b>STANDARD WORK SURFACE</b>					
TWST-4830*	48	30	1	47	306.00
TWST-6030 ♦	60	30	1	65	336.00
TWST-6036 ♦	60	36	1	70	414.00
TWST-7230 ♦	72	30	1	73	391.00
TWST-7236 ♦	72	36	1	92	474.00
<b>STATIC CONTROL WORK SURFACE</b>					
TWDT-4830*	48	30	1	47	491.00
TWDT-6030 ♦	60	30	1	65	609.00
TWDT-6036 ♦	60	36	1	70	623.00
TWDT-7230 ♦	72	30	1	73	660.00
TWDT-7236 ♦	72	36	1	92	688.00

\* NOTE: 48"-wide tops cannot accommodate the Cantilevered Accessory System, which is 60" wide.



Look for the red diamond!



**Standard Worksurface:** A plastic-laminate top, trimmed with black PVC edging.  
**Static Control Worksurface:** A plastic-laminate top trimmed with oak edging. Rated at 10<sup>8</sup>-10<sup>9</sup> ohms per square centimeter. Grounding cables are not provided.

**TOP MOUNTED POWER RAIL**



Top-mounted power rail clamps to the rear edge of the work surface without the use of tools. Each unit is pre-wired at the factory and is supplied with eight 15-amp, 115 volt outlets, a 15-amp circuit breaker, an eight foot long power cord, and a lighted power switch.

CAT. NO.	W	D	H	WEIGHT	PRICE
TWP-60	54	2 1/2	1 3/4	12.0	<b>233.00</b>
TWP-72	66	2 1/2	1 3/4	14.0	<b>235.00</b>
TWP-96	90	2 1/2	1 3/4	19.5	<b>248.00</b>

**WORKSTATION GROUNDING KIT**



Grounding kit provides a neat, reliable means of grounding personnel wrist straps and work surfaces, ensuring that equal electrical potential is maintained. The kit includes two banana jack receptacles which may be installed and concealed in the workstation support channels, a grounding bolt which may be installed at the rear corner of the workstation, and a 10' long cord which is protected by a resistor and is attached to the banana jack receptacles for easy installation.

CAT. NO.	W	D	H	WEIGHT	PRICE
TWG-20	—	—	—	1.0	<b>26.00</b>

**TASK LIGHTING FOR INSTRUMENT SHELF**



Task light installs conveniently under instrument shelf to provide extra lighting for your work area. Unit contains two 32-watt lamps, attachment screws, and is prewired with an 8' power cord and power switch. Available in black only.

CAT. NO.	DESCRIPTION	W	D	H	WEIGHT	PRICE
TWCTL-48	Mounts under Instrument Shelf (sold on page 4)	50 5/32	8	1 25/32	14.0	<b>192.00</b>

# CANTILEVERED ACCESSORY SYSTEM

## Upright Frame; Cantilevered Shelf; Sloped Shelf



### THE CANTILEVERED ACCESSORY SYSTEM



The Cantilevered Accessory System provides a variety of convenient storage options for your workstation. Start with upright frames, then add accessories such as shelves with dividers, sloped shelves, a canopy top on which to mount an overhead light, or a bin rail for adding third-party bins for small parts storage.


### UPRIGHT FRAME

CAT. NO.	DESCRIPTION	W	D	H	WEIGHT	PRICE
TWRU-24A	Sold as a pair	4	5 1/4	24	9.7	50.00
TWRU-42A	Sold as a pair	4	5 1/4	42	15.7	64.00

Upright frames attach to the rear edge of the work surface to provide a substantial structure from which to support storage shelves, bin rails, sloped shelves, canopy tops, & lighting. Sold in pairs. Attaches with four bolts per side (drilling required to attach).

Both sizes of upright may be attached directly to the Tennsco Technical Workstation. The 24" frame is also ideal for attaching to the instrument shelf.

**NOTE: Benchtops less than 60" wide can not accomodate the Cantilever Accessory System.**



### CANTILEVERED SHELF

CAT. NO.	W	D	H	WEIGHT	PRICE
TWBS-6012A	60	12	7 1/2	21.0	89.00

Shelves attach to the upright frame without tools and may be quickly and easily repositioned. Four movable dividers are furnished with each shelf.



### SLOPED SHELF

CAT. NO.	W	D	H	WEIGHT	PRICE
TWSS-6015A	60	15	3/4	18.6	133.00

Sloped shelves attach to the upright frame without tools and may be quickly and easily repositioned. Includes a front lip to keep items from rolling off the shelf.



**BIN RAIL**



*(Plastic bins not included)*

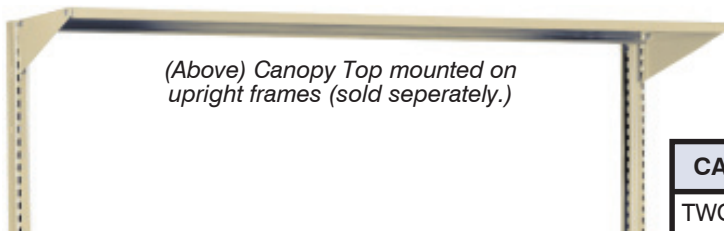
Bin Rails accommodate a variety of commercially available plastic and steel parts bins. Rail attaches to upright frame without the use of tools, and is easily adjustable up or down on the frame.

CAT. NO.	W	D	H	WEIGHT	PRICE
TWBR-60	60	3 7/8	4 3/16	7.0	<b>109.00</b>

**CANOPY TOP**



*Canopy Top*



*(Above) Canopy Top mounted on upright frames (sold separately.)*

CAT. NO.	W	D	H	WEIGHT	PRICE
TWCT-6014	60	15	3/4	13.5	<b>84.00</b>

The Canopy Top ties the two cantilever uprights together, providing a nice finished look to the cantilever system. It also provides dust protection, as well as providing a mounting area for task lighting (sold below).

**CANTILEVER TASK LIGHTING**



*Task Light*



*Task Light with Optional Adjustable Light Bracket Kit*

The cantilever task light provides overhead lighting for your work area. Unit contains two 32-watt lamps, and is prewired with an 8' power cord and power switch. Can be mounted under a wooden shelf with included hardware, or use bracket kit (sold separately at right) for mounting onto cantilever uprights. Mounting bracket allows light to adjust back and forth in 1 1/2" increments, or at an angle if mounted on top. Available in black only.

CAT. NO.	DESCRIPTION	W	D	H	WEIGHT	PRICE
<b>TASK LIGHT</b>						
TWCTL-48	Task light with two 32-watt lamps, power switch, 8' cord	50 5/32	8	1 25/32	14.0	<b>192.00</b>
<b>LIGHT BRACKET KIT</b>						
TWLB-60	For mounting on cantilever uprights	60	13 1/2	3 1/2	8.2	<b>44.00</b>