



All Estey Library Shelving is powder painted with a tough, baked enamel finish to assure years of lasting beauty. Please contact your local Estey dealer to view our 12 different finishes.

A Word About Tennsco

Tennsco Corp., headquartered in Dickson, Tennessee, began operations in 1962. Today, Tennsco is an industry leader with over 1.4 million square feet of manufacturing and warehouse space in six facilities. Tennsco offers a wide variety of filing and storage systems, steel office furniture, industrial and institutional shelving, lockers and shop equipment.

Environmentally Friendly Products

Tennsco steel products are certified SCS Indoor Advantage Gold for indoor air quality and low VOC emissions.



Tennsco products allow our customers to apply for LEED* credits as described below:

- a. MR Credit 4.1 and 4.2 – Recycled Content
- b. MR Credit 5.1 – Manufactured Regionally
- c. MR Credit 5.2 – Extracted and Manufactured Regionally
- d. EQ Credit 4.2 – Low Emitting Materials, Paints

For additional information on other Tennsco products, contact:



* Leadership in Energy and Environmental Design Green Building Rating System™

ESTEY
A DIVISION OF TENNSCO CORP.

Mailing Address:
P.O. Box 1888
Dickson, TN 37056-1888

Shipping Address:
201 Tennsco Drive
Dickson, TN 37055

Toll Free Customer Service: (866) 446-8686 • Fax (866) 445-7260
Toll Free Ordering: (866) 864-4796
(615) 446-8000 • (800) 251-8184 • Fax (800) 722-0134
www.tennsco.com • info@tennsco.com






Your library is unique, and you'll find that our Estey Cantilever Library Shelving System accommodates your needs unlike any other shelving available. Estey Cantilever Library Shelving is designed to be functional, versatile, and aesthetically beautiful. Our components are fully interchangeable allowing you to expand or reconfigure as your needs change. And, numerous quality construction features such as superior multibend uprights, sturdy brackets, adjustable levelers, and a powder coated paint finish also provide durability, practicality, and flexibility that offer years of quality performance.



Nashville Public Library - Nashville, TN | Architecture by Robert A.M. Stern Architects - New York, NY



Long-Lasting Finish
Premium powder coating offers great looks and long-lasting performance.



Practical Design
Obstruction-free weld frame design.



No Sway Braces for Increased Storage Flexibility
Elimination of sway braces allows you to store oversized media past the center line of bookstack.



Flexible Design
Adjustable on 1" centers in a 6" repeat pattern to meet your specific needs.



Superior Uprights
Superior multibend uprights with twice the right angle bends (16) of other systems.



Choice of Bases
Choose standard one-piece base shelf construction or optional two-piece adjustable base with recessed kick plate.



Quality Construction for Simple Rearrangements
True unit construction to simplify rearranging bookstacks when needed.




Rounded End Brackets to Protect Books
End brackets have smooth, rounded edges which help prevent knifing of books.



Extra Wide Upright
2 1/2" deep profile provides extra lateral stability. (2" deep profile also available.)



Sturdy Brackets
All brackets have a dimple design which allows shelf to lock into end brackets.



Adjustable Levelers for Maximum Stability
Six-point, fully-adjustable levelers on each double-face section - four-point on each single-face section.

The Estey Advantage ... More Bends for More Strength

Estey Weld Frame superior quality book stacks are built to last. When the frames are joined together, they provide twice the number of right angle bends (16), which dramatically increase the frame's structural stability – an Estey first. Heavy duty, 16 gauge tubular top spreader enhances overall strength.

16 BENDS FOR EXTRA STRENGTH

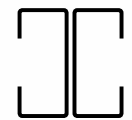
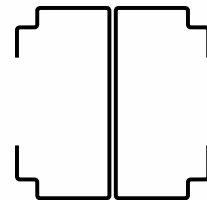


Nothing compares to ESTEY Weld Frame

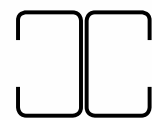
Here's why:

| | Estey WF | Brand L | Brand W | Brand A |
|---|----------|---------|---------|---------|
| Sixteen (16) upright bends each frame | ✓ | | | |
| Largest upright cross sectional area | ✓ | | | |
| 16 gauge tubular top spreader (3" x 1") | ✓ | | | |
| STANDARD multiple six point base leveling (on double entry units) | ✓ | | | ✓ |
| STANDARD one piece base shelf | ✓ | ✓ | ✓ | |
| STANDARD base strip (kick plate) | ✓ | | | ✓ |

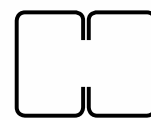
ESTEY WF



Brand L



Brand W



Brand A

Georgia Gwinnett College, Lawrenceville, GA



WELD FRAME CLOSED BASE SHELF

Single Face**



| Height | Levels | Shelf Depth | Base Depth | Catalog #* | Height | Levels | Shelf Depth | Base Depth | Catalog #* |
|--------|--------|-------------|------------|------------|---|--------|-------------|------------|------------|
| 42" | 3 | 8" | 8" | WF41080 | 84" | 7 | 8" | 8" | WF81080 |
| | | 8" | 10" | WF41082 | | | 8" | 10" | WF81082 |
| | | 9" | 9" | WF41090 | | | 9" | 9" | WF81090 |
| | | 9" | 10" | WF41091 | | | 9" | 10" | WF81091 |
| | | 10" | 10" | WF41100 | | | 10" | 10" | WF81100 |
| | | 10" | 12" | WF41102 | | | 10" | 12" | WF81102 |
| | | 12" | 12" | WF41120 | | | 12" | 12" | WF81120 |
| 66" | 5 | 8" | 8" | WF61080 | 90" | 7 | 8" | 8" | WF91080 |
| | | 8" | 10" | WF61082 | | | 8" | 10" | WF91082 |
| | | 9" | 9" | WF61090 | | | 9" | 9" | WF91090 |
| | | 9" | 10" | WF61091 | | | 9" | 10" | WF91091 |
| | | 10" | 10" | WF61100 | | | 10" | 10" | WF91100 |
| | | 10" | 12" | WF61102 | | | 10" | 12" | WF91102 |
| | | 12" | 12" | WF61120 | | | 12" | 12" | WF91120 |
| 78" | 6 | 8" | 8" | WF71080 | * If adjustable base is desired, change the prefix "WF" to "WA" Example: WA91120 ** All single face shelving must be wall anchored 2" weld frames are also available. For details, please call factory. NOTE: When 30" wide units are desired, add the number "3" to the catalog number, e.g., WF411003. When 24" wide units are desired, add the number "2" to the catalog number, e.g., WF411002. | | | | |
| | | 8" | 10" | WF71082 | | | | | |
| | | 9" | 9" | WF71090 | | | | | |
| | | 9" | 10" | WF71091 | | | | | |
| | | 10" | 10" | WF71100 | | | | | |
| | | 10" | 12" | WF71102 | | | | | |
| | | 12" | 12" | WF71120 | | | | | |

Double Face



| Height | Levels | Shelf Depth | Base Depth | Catalog #* | Height | Levels | Shelf Depth | Base Depth | Catalog #* |
|--------|--------|-------------|------------|------------|--|--------|-------------|------------|------------|
| 42" | 3 | 8" | 16" | WF42080 | 84" | 7 | 8" | 16" | WF82080+ |
| | | 8" | 20" | WF42082 | | | 8" | 20" | WF82082 |
| | | 9" | 18" | WF42090 | | | 9" | 18" | WF82090+ |
| | | 9" | 20" | WF42091 | | | 9" | 20" | WF82091 |
| | | 10" | 20" | WF42100 | | | 10" | 20" | WF82100+ |
| | | 10" | 24" | WF42102 | | | 10" | 24" | WF82102 |
| | | 12" | 24" | WF42120 | | | 12" | 24" | WF82120+ |
| 66" | 5 | 8" | 16" | WF62080 | 90" | 7 | 8" | 16" | WF92080+ |
| | | 8" | 20" | WF62082 | | | 8" | 20" | WF92082 |
| | | 9" | 18" | WF62090 | | | 9" | 18" | WF92090+ |
| | | 9" | 20" | WF62091 | | | 9" | 20" | WF92091 |
| | | 10" | 20" | WF62100 | | | 10" | 20" | WF92100+ |
| | | 10" | 24" | WF62102 | | | 10" | 24" | WF92102 |
| | | 12" | 24" | WF62120 | | | 12" | 24" | WF92120+ |
| 78" | 6 | 8" | 16" | WF72080 | * If adjustable base is desired, change the prefix "WF" to "WA" Example: WA92120 + Overhead top bracing recommended 2" weld frames are also available. For details, please call factory. NOTE: When 30" wide units are desired, add the number "3" to the catalog number, e.g., WF421003. When 24" wide units are desired, add the number "2" to the catalog number, e.g., WF421002. | | | | |
| | | 8" | 20" | WF72082 | | | | | |
| | | 9" | 18" | WF72090+ | | | | | |
| | | 9" | 20" | WF72091 | | | | | |
| | | 10" | 20" | WF72100+ | | | | | |
| | | 10" | 24" | WF72102 | | | | | |
| | | 12" | 24" | WF72120+ | | | | | |

ESTEY

A DIVISION OF TENNSCO CORP.

NOTE: All sizes are nominal. Contact local Estey dealer for actual sizes.

WELD FRAME INTEGRAL BACK UNITS

WITH ONE WIRE DIVIDER PER SHELF

Single Face **

| Height | Levels | Shelf Depth | Base Depth | Catalog #* | Height | Levels | Shelf Depth | Base Depth | Catalog #* |
|--------|--------|-------------|------------|------------|-----------|--------|-------------|------------|------------|
| 42" | 3 | 8" | 8" | WFIB41080 | 84" | 7 | 8" | 8" | WFIB81080 |
| | | 8" | 10" | WFIB41082 | | | 8" | 10" | WFIB81082 |
| | | 9" | 9" | WFIB41090 | | | 9" | 9" | WFIB81090 |
| | | 9" | 10" | WFIB41091 | | | 9" | 10" | WFIB81091 |
| | | 10" | 10" | WFIB41100 | | | 10" | 10" | WFIB81100 |
| 66" | 5 | 10" | 12" | WFIB41102 | 90" | 7 | 10" | 12" | WFIB81102 |
| | | 12" | 12" | WFIB41120 | | | 12" | 12" | WFIB81120 |
| | | 8" | 8" | WFIB61080 | | | 8" | 8" | WFIB91080 |
| | | 8" | 10" | WFIB61082 | | | 8" | 10" | WFIB91082 |
| | | 9" | 9" | WFIB61090 | | | 9" | 9" | WFIB91090 |
| 78" | 6 | 9" | 10" | WFIB61091 | 90" | 7 | 9" | 10" | WFIB91091 |
| | | 10" | 10" | WFIB61100 | | | 10" | 10" | WFIB91100 |
| | | 10" | 12" | WFIB61102 | | | 10" | 12" | WFIB91102 |
| | | 12" | 12" | WFIB61120 | | | 12" | 12" | WFIB91120 |
| | | 8" | 8" | WFIB71080 | | | 8" | 8" | WFIB91080 |
| | | 8" | 10" | WFIB71082 | | | 8" | 10" | WFIB91082 |
| | | 9" | 9" | WFIB71090 | | | 9" | 9" | WFIB91090 |
| | | 9" | 10" | WFIB71091 | | | 9" | 10" | WFIB91091 |
| | | 10" | 10" | WFIB71100 | | | 10" | 10" | WFIB91100 |
| | | 10" | 12" | WFIB71102 | | | 10" | 12" | WFIB91102 |
| 12" | 12" | WFIB71120 | 12" | 12" | WFIB91120 | | | | |

* If adjustable base is desired, change the prefix "WFIB" to "WAIB" Example: WAIB91120
 ** All single face shelving must be wall anchored
2" weld frames are also available. For details, please call factory.
 NOTE: When 30" wide units are desired, add the number "3" to the catalog number, e.g., WFIB411003. When 24" wide units are desired, add the number "2" to the catalog number, e.g., WFIB411002.

Double Face

| Height | Levels | Shelf Depth | Base Depth | Catalog #* | Height | Levels | Shelf Depth | Base Depth | Catalog #* |
|--------|--------|-------------|------------|------------|------------|--------|-------------|------------|------------|
| 42" | 3 | 8" | 16" | WFIB42080 | 84" | 7 | 8" | 16" | WFIB82080+ |
| | | 8" | 20" | WFIB42082 | | | 8" | 20" | WFIB82082 |
| | | 9" | 18" | WFIB42090 | | | 9" | 18" | WFIB82090+ |
| | | 9" | 20" | WFIB42091 | | | 9" | 20" | WFIB82091 |
| | | 10" | 20" | WFIB42100 | | | 10" | 20" | WFIB82100+ |
| 66" | 5 | 10" | 24" | WFIB42102 | 90" | 7 | 10" | 24" | WFIB82102 |
| | | 12" | 24" | WFIB42120 | | | 12" | 24" | WFIB82120+ |
| | | 8" | 16" | WFIB62080 | | | 8" | 16" | WFIB92080+ |
| | | 8" | 20" | WFIB62082 | | | 8" | 20" | WFIB92082 |
| | | 9" | 18" | WFIB62090 | | | 9" | 18" | WFIB92090+ |
| 78" | 6 | 9" | 20" | WFIB62091 | 90" | 7 | 9" | 20" | WFIB92091 |
| | | 10" | 20" | WFIB62100 | | | 10" | 20" | WFIB92100+ |
| | | 10" | 24" | WFIB62102 | | | 10" | 24" | WFIB92102 |
| | | 12" | 24" | WFIB62120 | | | 12" | 24" | WFIB92120+ |
| | | 8" | 16" | WFIB72080 | | | 8" | 16" | WFIB92080+ |
| | | 8" | 20" | WFIB72082 | | | 8" | 20" | WFIB92082 |
| | | 9" | 18" | WFIB72090+ | | | 9" | 18" | WFIB92090+ |
| | | 9" | 20" | WFIB72091 | | | 9" | 20" | WFIB92091 |
| | | 10" | 20" | WFIB72100+ | | | 10" | 20" | WFIB92100+ |
| | | 10" | 24" | WFIB72102 | | | 10" | 24" | WFIB92102 |
| 12" | 24" | WFIB72120+ | 12" | 24" | WFIB92120+ | | | | |

* If adjustable base is desired, change the prefix "WFIB" to "WAIB" Example: WAIB92120
 + Overhead top bracing recommended
2" weld frames are also available. For details, please call factory.
 NOTE: When 30" wide units are desired, add the number "3" to the catalog number, e.g., WFIB421003. When 24" wide units are desired, add the number "2" to the catalog number, e.g., WFIB421002.

WELD FRAME DIVIDER TYPE

WITH FIVE ADJUSTABLE DIVIDERS PER SHELF

Single Face **

| Height | Levels | Shelf Depth | Base Depth | Catalog #* | Height | Levels | Shelf Depth | Base Depth | Catalog #* |
|--------|--------|-------------|------------|------------|--------|--------|-------------|------------|------------|
| 42" | 3 | 10" | 10" | WBDF41100 | 84" | 7 | 10" | 10" | WBDF81100 |
| | | 10" | 12" | WBDF41102 | | | 10" | 12" | WBDF81102 |
| | | 10" | 13" | WBDF41103 | | | 10" | 13" | WBDF81103 |
| | | 12" | 12" | WBDF41120 | | | 10" | 13" | WBDF81120 |
| | | 13" | 13" | WBDF41130 | | | 13" | 13" | WBDF81130 |
| 66" | 5 | 13" | 16" | WBDF41133 | 90" | 7 | 13" | 16" | WBDF81133 |
| | | 10" | 10" | WBDF61100 | | | 10" | 10" | WBDF91100 |
| | | 10" | 12" | WBDF61102 | | | 10" | 12" | WBDF91102 |
| | | 10" | 13" | WBDF61103 | | | 10" | 13" | WBDF91103 |
| | | 12" | 12" | WBDF61120 | | | 12" | 12" | WBDF91120 |
| 78" | 6 | 13" | 13" | WBDF61130 | 93" | 8 | 13" | 13" | WBDF91130 |
| | | 13" | 16" | WBDF61133 | | | 13" | 16" | WBDF91133 |
| | | 10" | 10" | WBDF71100 | | | 10" | 10" | WBDF01100 |
| | | 10" | 12" | WBDF71102 | | | 10" | 12" | WBDF01102 |
| | | 10" | 13" | WBDF71103 | | | 10" | 13" | WBDF01103 |
| | | 12" | 12" | WBDF71120 | | | 12" | 12" | WBDF01120 |
| | | 13" | 13" | WBDF71130 | | | 13" | 13" | WBDF01130 |
| | | 13" | 16" | WBDF71133 | | | 13" | 16" | WBDF01133 |

* If adjustable base is desired, change the prefix "WBDF" to "WBDA" Example: WBDA71133
 ** All single face shelving must be wall anchored
2" weld frames are also available. For details, please call factory.

NOTE: When 30" wide units are desired, add the number "3" to the catalog number, e.g., WBDF411003. When 24" wide units are desired, add the number "2" to the catalog number, e.g., WBDF411002.

Double Face

| Height | Levels | Shelf Depth | Base Depth | Catalog #* | Height | Levels | Shelf Depth | Base Depth | Catalog #* |
|--------|--------|-------------|------------|------------|--------|--------|-------------|------------|------------|
| 42" | 3 | 10" | 10" | WBDF42100 | 84" | 7 | 10" | 20" | WBDF82100+ |
| | | 10" | 24" | WBDF42102 | | | 10" | 24" | WBDF82102 |
| | | 10" | 26" | WBDF42103 | | | 10" | 26" | WBDF82103+ |
| | | 12" | 24" | WBDF42120 | | | 12" | 24" | WBDF82120+ |
| | | 13" | 26" | WBDF42130 | | | 13" | 26" | WBDF82130+ |
| 66" | 5 | 13" | 32" | WBDF42133 | 90" | 7 | 13" | 32" | WBDF82133+ |
| | | 10" | 20" | WBDF62100 | | | 10" | 20" | WBDF92100 |
| | | 10" | 24" | WBDF62102 | | | 10" | 24" | WBDF92102+ |
| | | 10" | 26" | WBDF62103 | | | 10" | 26" | WBDF92103 |
| | | 12" | 24" | WBDF62120 | | | 12" | 24" | WBDF92120+ |
| 78" | 6 | 13" | 26" | WBDF62130 | 93" | 8 | 13" | 26" | WBDF92130+ |
| | | 13" | 32" | WBDF62133 | | | 13" | 32" | WBDF92133 |
| | | 10" | 20" | WBDF72100+ | | | 10" | 20" | WBDF02100+ |
| | | 10" | 24" | WBDF72102 | | | 10" | 24" | WBDF02102 |
| | | 10" | 26" | WBDF72103 | | | 10" | 26" | WBDF02103+ |
| | | 12" | 24" | WBDF72120+ | | | 12" | 24" | WBDF02120 |
| | | 13" | 26" | WBDF72130+ | | | 13" | 26" | WBDF02130+ |
| | | 13" | 32" | WBDF72133 | | | 13" | 32" | WBDF02133 |

* If adjustable base is desired, change the prefix "WBDF" to "WBDA" Example: WBDA72133
 + Overhead top bracing recommended
2" weld frames are also available. For details, please call factory.

NOTE: When 30" wide units are desired, add the number "3" to the catalog number, e.g., WBDF421003. When 24" wide units are desired, add the number "2" to the catalog number, e.g., WBDF421002.



A DIVISION OF TENNSCO CORP.

Periodical Display Units

Sloping periodical shelving with flat storage shelf. Includes 12" storage shelves and 12" base single face or 24" base double face.

SINGLE FACE

| Height | Sloping Shelves | Storage Levels | Catalog # |
|--------|-----------------|----------------|-----------|
| 42" | 3 | 3 | WP41120 |
| 66" | 4 | 4 | WP61120 |
| 78" | 5 | 5 | WP71120 |
| 84" | 6 | 6 | WP81120 |
| 90" | 6 | 6 | WP91120 |

DOUBLE FACE

| Height | Sloping Shelves | Storage Levels | Catalog # |
|--------|-----------------|----------------|-----------|
| 42" | 6 | 6 | WP42120 |
| 66" | 8 | 8 | WP62120 |
| 78" | 10 | 10 | WP72120 |
| 84" | 12 | 12 | WP82120 |
| 90" | 12 | 12 | WP92120 |

* If adjustable base is desired, change the prefix "WP" to "WPA". Example: WPA72133
NOTE: Display shelf is 14" high

NOTE: When 30" wide units are desired, add the number "3" to the catalog number, e.g., WP411203. When 24" wide units are desired, add the number "2" to the catalog number, e.g., WP411202.

Display Shelf Units

Sloping display unit is ideal for displaying various periodicals, new books, or other media items. Lower shelves are sloped 10° for better visualization. Shelves are 7" d actual.

SINGLE FACE

| Height | Sloping Shelves | Storage Levels | Catalog # |
|--------|-----------------|----------------|-----------|
| 42" | 1 | 2 | WFDS436 |
| 66" | 2 | 3 | WFDS636 |
| 84" | 3 | 4 | WFDS836 |
| 90" | 3 | 4 | WFDS936 |

DOUBLE FACE

| Height | Sloping Shelves | Storage Levels | Catalog # |
|--------|-----------------|----------------|-----------|
| 42" | 2 | 4 | WFDD436 |
| 66" | 4 | 6 | WFDD636 |
| 84" | 6 | 8 | WFDD836 |
| 90" | 6 | 8 | WFDD936 |

NOTE: When 30" wide units are desired, change the number "36" to "30" in the catalog number, e.g., WFDS430. When 24" wide units are desired, change the number "36" to "24" in the catalog number, e.g., WFDS424.

Welded Frames



| Height | Catalog Number* |
|--------|-----------------|
| 42" | W4236 |
| 54" | W5436 |
| 66" | W6636 |
| 78" | W7836 |
| 84" | W8436 |
| 90" | W9036 |
| 93" | W9336 |

SEISMIC SWAY BRACES

| Height | Catalog Number* |
|---------------|-----------------|
| 66" & 78" | SSBR6036A |
| 84", 90", 93" | SSBR7336A |

2" Welded Frames



| Height | Catalog Number* |
|--------|-----------------|
| 42" | W2-4236 |
| 54" | W2-5436 |
| 66" | W2-6636 |
| 78" | W2-7836 |
| 84" | W2-8436 |
| 90" | W2-9036 |
| 93" | W2-9336 |

SEISMIC SWAY BRACES

| Height | Catalog Number* |
|---------------|-----------------|
| 66" & 78" | SSBR6036A |
| 84", 90", 93" | SSBR7336A |

Seismic Welded Frames



Eliminates the need for sway braces. Available in 2".

| Height | Catalog Number* |
|--------|-----------------|
| 78" | SWF7836 |
| 84" | SWF8436 |
| 90" | SWF9036 |

Fixed Base



Reinforcing Gussets

Used when *fixed base* shelving units are to be mounted on mobile carriage bases or when additional stabilization is required. Single face gussets must be specified left or right.

| SINGLE FACE | DOUBLE FACE |
|--------------|-------------|
| 08" GS08-1LA | 16" GD08-1A |
| 08" GS08-1RA | 18" GD09-1A |
| 09" GS09-1LA | 20" GD10-1A |
| 09" GS09-1RA | 24" GD12-1A |
| 10" GS10-1AL | 26" GD13-1A |
| 10" GS10-1AR | 32" GD16-1A |
| 12" GS12-1AL | |
| 12" GS12-1AR | |
| 13" GS13-1LA | |
| 13" GS13-1RA | |
| 16" GS16-1LA | |
| 16" GS16-1RA | |

Adjustable



Reinforcing Gussets

Used when an *adjustable shelf* is used for a base and is to be mounted on mobile carriage bases only. Single face gussets must be specified left or right.

| SINGLE FACE | DOUBLE FACE |
|-------------|-------------|
| 08" GS08CAL | 16" GD08CA |
| 08" GS08CAR | 18" GD09CA |
| 09" GS09CAL | 20" GD10CA |
| 09" GS09CAR | 24" GD12CA |
| 10" GS10CAL | 26" GD13CA |
| 10" GS10CAR | 32" GD16CA |
| 12" GS12CAL | |
| 12" GS12CAR | |
| 13" GS13CAL | |
| 13" GS13CAR | |
| 16" GS16CAL | |
| 16" GS16CAR | |

BASE SHELVES



Closed Base Shelves


One piece construction comes complete with base brackets. Special widths or depths available.

SINGLE FACE

| Size | Catalog Number* | Size | Catalog Number* |
|---------------|-----------------|---------------|-----------------|
| 36" w x 8" d | WB3608A | 36" w x 12" d | WB3612A |
| 36" w x 9" d | WB3609A | 36" w x 13" d | WB3613A |
| 36" w x 10" d | WB3610A | 36" w x 16" d | WB3616A |

DOUBLE FACE

| Size | Catalog Number* | Size | Catalog Number* |
|---------------|-----------------|---------------|-----------------|
| 36" w x 16" d | WB3616DA | 36" w x 24" d | WB3624DA |
| 36" w x 18" d | WB3618DA | 36" w x 26" d | WB3626DA |
| 36" w x 20" d | WB3620DA | 36" w x 32" d | WB3632DA |



ADJUSTABLE SINGLE FACE

| Size | Catalog Number* | Size | Catalog Number* |
|---------------|-----------------|---------------|-----------------|
| 36" w x 8" d | WA3608A | 36" w x 12" d | WA3612A |
| 36" w x 9" d | WA3609A | 36" w x 13" d | WA3613A |
| 36" w x 10" d | WA3610A | 36" w x 16" d | WA3616A |

ADJUSTABLE DOUBLE FACE

| Size | Catalog Number* | Size | Catalog Number* |
|---------------|-----------------|---------------|-----------------|
| 36" w x 16" d | WA3616DA | 36" w x 24" d | WA3624DA |
| 36" w x 18" d | WA3618DA | 36" w x 26" d | WA3626DA |
| 36" w x 20" d | WA3620DA | 36" w x 32" d | WA3632DA |

BASE SHELVES



Closed Base Shelves With Dividers

Slotted on 1" centers for dividers, with 5" backstop. Five adjustable dividers provided with 36" wide shelf.

SINGLE FACE

| Size | Catalog Number* | Size | Catalog Number* |
|---------------|-----------------|---------------|-----------------|
| 36" w x 10" d | TBDF3610 | 36" w x 13" d | TBDF3613 |
| 36" w x 12" d | TBDF3612 | 36" w x 16" d | TBDF3616 |

DOUBLE FACE

| Size | Catalog Number* | Size | Catalog Number* |
|---------------|-----------------|---------------|-----------------|
| 36" w x 20" d | TBDF3620 | 36" w x 26" d | TBDF3626 |
| 36" w x 24" d | TBDF3624 | 36" w x 32" d | TBDF3632 |



ADJUSTABLE SINGLE FACE

| Size | Catalog Number* | Size | Catalog Number* |
|---------------|-----------------|---------------|-----------------|
| 36" w x 10" d | TBDA3610 | 36" w x 13" d | TBDA3613 |
| 36" w x 12" d | TBDA3612 | 36" w x 16" d | TBDA3616 |

ADJUSTABLE DOUBLE FACE

| Size | Catalog Number* | Size | Catalog Number* |
|---------------|-----------------|---------------|-----------------|
| 36" w x 20" d | TBDA3620 | 36" w x 26" d | TBDA3626 |
| 36" w x 24" d | TBDA3624 | 36" w x 32" d | TBDA3632 |

ESTEY

A DIVISION OF TENNSCO CORP.

* For 24" or 30" wide items, change 36 in catalog number to 24 or 30 (e.g. WB2408A, WB3012A, etc.)
NOTE: All sizes are nominal. Contact local Estey dealer for actual sizes.

* For 24" or 30" wide items, change 36 in catalog number to 24 or 30 (e.g. WB2408A, WB3012A, etc.) • NOTE: All sizes are nominal. Contact local Estey dealer for actual sizes.

Sloping Base Shelves

Provides an improved view of items displayed on the bottom shelf.

SINGLE FACE

| | |
|-------------|------------------------|
| Size | Catalog Number* |
| 36"w x 9"d | WSB3609A |
| 36"w x 10"d | WSB3610A |
| 36"w x 12"d | WSB3612A |

DOUBLE FACE

| | |
|-------------|------------------------|
| Size | Catalog Number* |
| 36"w x 18"d | WSB3618A |
| 36"w x 20"d | WSB3620A |
| 36"w x 24"d | WSB3624A |

ADJUSTABLE SINGLE FACE

| | |
|-------------|------------------------|
| Size | Catalog Number* |
| 36"w x 9"d | WSBA3609A |
| 36"w x 10"d | WSBA3610A |
| 36"w x 12"d | WSBA3612A |

ADJUSTABLE DOUBLE FACE

| | |
|-------------|------------------------|
| Size | Catalog Number* |
| 36"w x 18"d | WSBA3618A |
| 36"w x 20"d | WSBA3620A |
| 36"w x 24"d | WSBA3624A |



Video Sloping Base Shelves

Sloping base shelf. Slotted on 1" centers for dividers, with 5" integral backstop. Six adjustable dividers provided with 36" wide shelf.

SINGLE FACE

| | |
|-------------|------------------------|
| Size | Catalog Number* |
| 36"w x 12"d | VC3612A |
| 6 dividers | |

DOUBLE FACE

| | |
|--------------|------------------------|
| Size | Catalog Number* |
| 36"w x 24" d | VC3624A |
| 12 dividers | |

ADJUSTABLE SINGLE FACE

| | |
|-------------|------------------------|
| Size | Catalog Number* |
| 36"w x 12"d | VCA3612A |
| 6 dividers | |

ADJUSTABLE DOUBLE FACE

| | |
|--------------|------------------------|
| Size | Catalog Number* |
| 36"w x 24" d | VCA3624A |
| 12 dividers | |



* For 24" or 30" wide items, change 36 in catalog number to 24 or 30 (e.g. WB2408A, WB3012A, etc.)
NOTE: All sizes are nominal. Contact local Estey dealer for actual sizes.

* For 24" or 30" wide items, change 36 in catalog number to 24 or 30 (e.g. WB2408A, WB3012A, etc.) • NOTE: All sizes are nominal. Contact local Estey dealer for actual sizes.

BASE SHELVES

Integral Back Base Shelves

Includes one wire divider per opening.

SINGLE FACE

| Size | Catalog Number* | Size | Catalog Number* |
|-------------|-----------------|-------------|-----------------|
| 36" w x 8" | WIBBS3608A | 36" w x 12" | WIBBS3612A |
| 36" w x 9" | WIBBS3609A | 36" w x 13" | WIBBS3613A |
| 36" w x 10" | WIBBS3610A | 36" w x 16" | WIBBS3616A |

DOUBLE FACE

| Size | Catalog Number* | Size | Catalog Number* |
|-------------|-----------------|-------------|-----------------|
| 36" w x 18" | WIBBS3618A | 36" w x 26" | WIBBS3626A |
| 36" w x 20" | WIBBS3620A | 36" w x 32" | WIBBS3632A |
| 36" w x 24" | WIBBS3624A | | |

ADJUSTABLE SINGLE FACE

| Size | Catalog Number* | Size | Catalog Number* |
|-------------|-----------------|-------------|-----------------|
| 36" w x 8" | WIBBSA3608A | 36" w x 12" | WIBBSA3612A |
| 36" w x 9" | WIBBSA3609A | 36" w x 13" | WIBBSA3613A |
| 36" w x 10" | WIBBSA3610A | 36" w x 16" | WIBBSA3616A |

ADJUSTABLE DOUBLE FACE

| Size | Catalog Number* | Size | Catalog Number* |
|-------------|-----------------|-------------|-----------------|
| 36" w x 18" | WIBBSA3618A | 36" w x 26" | WIBBSA3626A |
| 36" w x 20" | WIBBSA3620A | 36" w x 32" | WIBBSA3632A |
| 36" w x 24" | WIBBSA3624A | | |

DIVIDER ONLY

| Size | Catalog Number* |
|---------------|-----------------|
| 36" w x 8" d | EWD-1 |
| 36" w x 12" d | EWD-2 |



BASE SHELVES

Multipurpose Base Shelves

Two-positional shelf can be used as either a sloping display shelf or (reversed) as an integral back shelf. Divider shelves include 6 dividers.

SINGLE FACE

| Size | Catalog Number* |
|---------------|---------------------|
| 36" w x 10" d | MPB3610A - Plain |
| 36" w x 10" d | MPDB3610A - Divider |
| 36" w x 12" d | MPB3612A - Plain |
| 36" w x 12" d | MPDB3612A - Divider |

DOUBLE FACE

| Size | Catalog Number* |
|---------------|---------------------|
| 36" w x 20" d | MPB3620A - Plain |
| 36" w x 20" d | MPBD3620A - Divider |
| 36" w x 24" d | MPB3624A - Plain |
| 36" w x 24" d | MPBD3624A - Divider |



Periodical Base Shelves

Sloped display surface is 14" high and hinged for easy access of back issues.

SINGLE FACE

| Size | Catalog Number* |
|---------------|-----------------|
| 36" w x 12" d | WPFB3612A |

DOUBLE FACE

| Size | Catalog Number* |
|---------------|-----------------|
| 36" w x 24" d | WPFB3624A |

ADJUSTABLE SINGLE FACE

| Size | Catalog Number* |
|---------------|-----------------|
| 36" w x 12" d | WPAB3612A |

ADJUSTABLE DOUBLE FACE

| Size | Catalog Number* |
|---------------|-----------------|
| 36" w x 24" d | WPAB3624A |



BASE SHELVES

Browsing Box Base Shelves

Integrated browsing box base is ideal for storing all media types. Pull-out feature allows for easy access to materials. Each box comes with 5 dividers.

SINGLE FACE

Size 36"w x 12"d
Catalog Number* WAXBRB3612A

DOUBLE FACE

Size 36"w x 24"d
Catalog Number* WAXBRB3624A

Periodical Back Base Shelves

Uniquely designed base allows for storage of publications and back issues in an upright position.

SINGLE FACE

Size 36"w x 12"d
Catalog Number* WAPB3612A

DOUBLE FACE

Size 36"w x 24"d
Catalog Number* WAPB3624A

Monrovia Public Library – Monrovia, CA | Architecture by Gonzalez Goodale Architects – Pasadena, CA

SPECIALTY SHELVES

Adjustable Shelves

Includes brackets. Can be furnished in special widths or depths.

| Size | Catalog Number* | Size | Catalog Number* |
|-------------|-----------------|-------------|-----------------|
| 36"w x 8"d | BL3608A | 36"w x 14"d | BL3614A |
| 36"w x 9"d | BL3609A | 36"w x 15"d | BL3615A |
| 36"w x 10"d | BL3610A | 36"w x 16"d | BL3616A |
| 36"w x 11"d | BL3611A | 36"w x 18"d | BL3618A |
| 36"w x 12"d | BL3612A | 36"w x 19"d | BL3619A |
| 36"w x 13"d | BL3613A | | |

One Piece Divider Shelves

Built-in 6½" backstop keeps items organized. Shown with standard-sized divider (DIVxx), not included. Dividers shown on page 29.

| Size | Catalog Number* | Size | Catalog Number* |
|-------------|-----------------|-------------|-----------------|
| 36"w x 10"d | BDA3610A | 36"w x 13"d | BDA3613A |
| 36"w x 11"d | BDA3611A | 36"w x 16"d | BDA3616A |
| 36"w x 12"d | BDA3612A | | |

Periodical Display Shelves

Sloped display surface is 14" high and hinged for easy access to back issues.



| Size | Catalog Number* |
|-------------|-----------------|
| 36"w x 12"d | PDS3612A |
| 36"w x 12"d | PDS3612ACLH+ |

+Includes continuous label holder

Periodical Display Shelves with Plexiglass Cover

Sloped display surface is 14" high and hinged for easy access to back issues. Plexiglass covers are available in one or two pieces.

| Size | Catalog Number* |
|-------------|--------------------|
| 36"w x 12"d | PDSCA - One Piece |
| | PDSCA2 - Two Piece |



SPECIALTY SHELVES

Sloped Display Shelves

Sloped for display with a surface height of 12".

Size **Catalog Number***
 36"w x 12"d SDS3612A
 36"w x 12"d SDS3612ACLH+
 +Includes continuous label holder

Sloped Display Shelves with Plexiglass Cover

Sloped display surface is 14" high and hinged for easy access of back issues. Plexiglass covers are available in one or two pieces.

Size **Catalog Number***
 36"w x 12" d SDSCA - One Piece
 SDSCA2 - Two Piece

Princeton File Box

Displays materials on a sloping shelf, while enclosing stored materials behind the shelf to protect from dust and sunlight.

Size **Catalog Number***
 36"w x 17"d x 16"h KDPRBOXA

Princeton File Box with Plexiglass Cover

Displays materials on a sloping shelf, while enclosing stored materials behind the shelf to protect from dust and sunlight.

Size **Catalog Number***
 36"w x 17"d x 16"h – 1 piece plexiglass KDPRBOX1PA
 36"w x 17"d x 16"h – 2 piece plexiglass KDPRBOX2PA

SPECIALTY SHELVES

Three-Piece Periodical Shelves

Three independently sloped display surfaces, each 14" high and hinged for easy access of back issues.

Size **Catalog Number***
 36"w x 12"d PDS3612A-3

Fixed Display Shelf

Sloped 60° for display with a 3" front lip to prevent materials from sliding off. Display surface is 12" high.

Size **Catalog Number***
 36"w x 12"d SDS3612S60A

Periodical Display Back Shelf

Uniquely designed shelf allows for storage of publications and back issues in an upright position.

Size **Catalog Number***
 36"w x 10"d x 12"h PD3610A

Sliding Reference Shelves

Sturdy full extension slides attach to underside of adjustable shelf (furnished separately). For double faced units use two reference shelves.

| | | | |
|-------------|------------------------|-------------|------------------------|
| Size | Catalog Number* | Size | Catalog Number* |
| 36"w x 08"d | SRS3608A | 36"w x 10"d | SRS3610A |
| 36"w x 09"d | SRS3609A | 36"w x 12"d | SRS3612A |

Integral Back Shelves

Built-in 2" backstop keeps items organized. Includes brackets and one wire divider per opening.

| | | | |
|-------------|------------------------|-------------|------------------------|
| Size | Catalog Number* | Size | Catalog Number* |
| 36"w x 08"d | BLIB3608A | 36"w x 12"d | BLIB3612A |
| 36"w x 09"d | BLIB3609A | 36"w x 13"d | BLIB3613A |
| 36"w x 10"d | BLIB3610A | 36"w x 16"d | BLIB3616A |
| 36"w x 11"d | BLIB3611A | | |

ESTEY

A DIVISION OF TENNSCO CORP.

* For 24" or 30" wide items, change 36 in catalog number to 24 or 30 (e.g. WB2408A, WB3012A, etc.)
 NOTE: All sizes are nominal. Contact local Estey dealer for actual sizes.

* For 24" or 30" wide items, change 36 in catalog number to 24 or 30 (e.g. WB2408A, WB3012A, etc.) • NOTE: All sizes are nominal. Contact local Estey dealer for actual sizes.

SPECIALTY SHELVES



Video Cassette/Paperback Book Shelf

Sloped to allow convenient viewing of spines on paperbacks and video cassettes. Six adjustable dividers included.

| Size | Catalog Number* | Size | Catalog Number* |
|--------------|-----------------|------------|-----------------|
| 36"w x 7"d | VCS3607A | 36"w x 8"d | VCS3608A |
| Divider only | DIV07 | | |



Multimedia Divider Shelf

Ideal for storing all media items. Media can be stacked vertically, retaining visual access to all spine information.

| Size | Catalog Number* |
|--------------------|-----------------|
| 36"w x 12"d x 14"h | MMS36A |



Multi-Tier Magazine Racks

Displays magazines on multiple tiers.

| | Size | Catalog Number* |
|---------------|--------------------|-----------------|
| 2-TIER | 36"w x 9"d x 12"h | MTMR-36-2 |
| 3-TIER | 36"w x 12"d x 16"h | MTMR-36-3 |
| 4-TIER | 36"w x 14"d x 19"h | MTMR-36-4 |

SPECIALTY SHELVES



Storage Shelves

Use with sloped display shelves, or any place where a flat shelf is desired.

| Size | Catalog Number* | Size | Catalog Number* |
|-------------|-----------------|-------------|-----------------|
| 36"w x 10"d | IN3610A | 36"w x 15"d | IN3615A |
| 36"w x 12"d | IN3612A | 36"w x 16"d | IN3616A |
| 36"w x 13"d | IN3613A | 36"w x 18"d | IN3618A |
| 36"w x 14"d | IN3614A | 36"w x 19"d | IN3619A |



Sloped Integral Back Shelf

Ideal for lower levels. This shelf is sloped 7° to allow for easy viewing of materials.

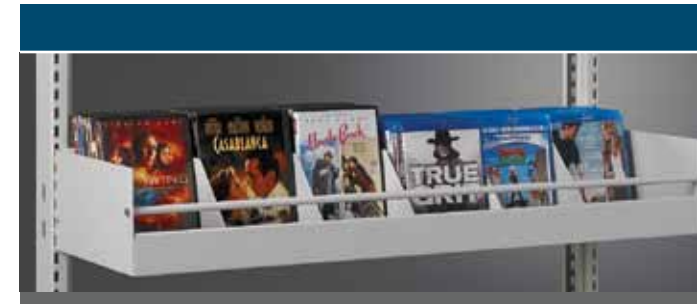
| Size | Catalog Number* | Size | Catalog Number* |
|-------------|-----------------|-------------|-----------------|
| 36"w x 8"d | SIBS3608A | 36"w x 12"d | SIBS3612A |
| 36"w x 9"d | SIBS3609A | 36"w x 13"d | SIBS3613A |
| 36"w x 10"d | SIBS3610A | 36"w x 16"d | SIBS3616A |
| 36"w x 11"d | SIBS3611A | | |



Face Out Display Shelf

Ideal for displaying DVD or Blu-ray videos.

| Size | Catalog Number* |
|------------------|-----------------|
| 36"w x 3"d x 8"h | FODSA |



Metal Browsing Box

Storage space ideal for storing all media items. Includes 5 dividers.

| Size | Catalog Number* | Divider Only |
|-------------------|-----------------|--------------|
| 36"w x 12"d x 6"h | HDBRB3611A | BRBDIVA |
| 36"w x 15"d x 6"h | HDBRB3614A | BRBDIVA14 |

Holds 126 Blu-rays, 126 CDs or 84 DVDs (using standard cases)



Pullout Browsing Box

Ideal for storing all media types. Pullout feature permits tighter storage because no space is needed above the box to allow access to stored items. Includes 5 dividers.

| Size | Catalog Number* | Divider Only |
|-------------------|-----------------|--------------|
| 36"w x 12"d x 7"h | XHDBRB3611A | BRBDIVA |
| 36"w x 15"d x 7"h | XHDBRB3614A | BRBDIVA14 |

Holds 126 Blu-rays, 126 CDs or 84 DVDs (using standard cases)

ESTEY

A DIVISION OF TENNSCO CORP.

* For 24" or 30" wide items, change 36 in catalog number to 24 or 30 (e.g. WB2408A, WB3012A, etc.)
NOTE: All sizes are nominal. Contact local Estey dealer for actual sizes.

* For 24" or 30" wide items, change 36 in catalog number to 24 or 30 (e.g. WB2408A, WB3012A, etc.) • NOTE: All sizes are nominal. Contact local Estey dealer for actual sizes.

SPECIALTY SHELVES

Double Tier Browsing Box



Two levels of storage space, ideal for storing all media items. Dividers (sold separately) can be placed to hold as many CDs per section as desired. Dividers (sold separately) can be placed to accommodate multiple media type.

| | |
|-------------------|------------------------|
| Size | Catalog Number* |
| 36"w x 17"d x 8"h | DTBRB36A |
| Wire Divider | DTWD |


Pullout Double Tier Browsing Box



The same as our Double Tier Browsing Box with the added pullout feature that allows tighter storage because no space is needed above the box to access stored items.

| | |
|--------------------|------------------------|
| Size | Catalog Number* |
| 36"w x 17"d x 10"h | XDTBRB36A |

Picture Book Browsing Box



Oversized browsing box is designed for storing oversized and picture books and allows for easy flip through browsing.

| | |
|-------------------|------------------------|
| Size | Catalog Number* |
| 36"w x 15"d x 7"h | PBBRB3615A |

Multipurpose Shelf



Two-positional shelf can be used as either a sloping display shelf or (reversed) as an integral back shelf.

| | |
|-------------|------------------------|
| Size | Catalog Number* |
| 36"w x 10"d | MP3610A |
| 36"w x 12"d | MP3612A |

Multipurpose Divider Shelf



Two-positional shelf can be used as either a sloping display shelf or (reversed) as an integral back shelf. Includes 6 dividers.

| | |
|-------------|------------------------|
| Size | Catalog Number* |
| 36"w x 10"d | MPD3610A |
| 36"w x 12"d | MPD3612A |

Stylish and Adaptable




Viewpoint School (Fletcher Family Library) - Calabasas, CA | Architecture by Jeffrey M. Kalban & Associates - Los Angeles, CA

ESTEY
A DIVISION OF TENNSCO CORP.

* For 24" or 30" wide items, change 36 in catalog number to 24 or 30 (e.g. WB2408A, WB3012A, etc.)
NOTE: All sizes are nominal. Contact local Estey dealer for actual sizes.

ACCESSORIES



Browsing Shelf

Ideal for storing a wide variety of media items. Shelf includes 5 dividers and attractive lip design.

Size 36"w x 12"d x 6"h
Catalog Number BRS3611A

Capacity: 126 - Blu-ray (Standard Case)
126 - CD (Standard Case)
84 - DVD (Standard Case)



Zig-Zag Shelf

Sloped shelf with paperback insert. Ideal for displaying audio cassette or paperback books.

Size 36"w x 8"d
Catalog Number* ZZ3608A
Insert Only ZZPD
ZZAV



Shelf Filler

Fills the space between adjustable shelves on double sided units providing a clear-through surface.

Size 36"w x 2 1/2"d
Catalog Number* SHFIL36




Workshelf and Brackets

24" deep plastic shelf supported by two steel triangular brackets for work surface within stack usage. Must state desired finish of work shelf.

Size 36"w x 24"d x 28"h
Catalog Number* LC54A
Legs Only LCL
Brackets Only Leftside LCBRK24L
Rightside LCBRK24R


ACCESSORIES



Media Hanger Rack

Consists of brackets with hanger rod for clear-view plastic media bags.

Size 36"w x 8"d
Catalog Number* HB36A



Newspaper Racks

Displays newspapers. Newspaper sticks are included.

Size 36"w x 13"d x 18"h
36"w x 13"d x 29"h
Catalog Number* NPR6 (6 Holders)
NPR10 (10 Holders)



Offset Center Backstop

Eliminates the need for individual backstops.

Size 36"w x 2"h
Catalog Number* CBSS36
LOW PROFILE



Reversible Backstop & Wire Divider

One side is regular backstop. Reverse and the other side is sliding support backstop.

Size 36"w x 2"h
Catalog Number* Back Stop RBS36
Wire Divider BSWBS

ESTEY

A DIVISION OF TENNSCO CORP.

ACCESSORIES

Cabinets

Ideal for storing valuable items that need to be secured. Includes flipper door and lock. Frames hold trays that store various media items.

CABINET ONLY

Size 36"w x 19"d x 16"h
Catalog Number* FDCB36L

CABINET WITH 1 PULL-OUT FRAME

Size 36"w x 19"d x 16"h
Catalog Number* Cbfd36LFA

CABINET WITH 2 PULL-OUT FRAMES

Size 36"w x 19"d x 16"h
Catalog Number* Cbfd36L2FA

FRAME ONLY

Size 33 3/8"w x 16"d
Catalog Number* FRAME36A

METAL TRAYS

Size 5"w x 4 3/8"d x 4 1/2"h
4 7/16"w x 14 3/8"d x 3 1/8"h
7 5/8"w x 14 3/8"d x 3 1/8"h
5 1/8"w x 2 3/4"d
6 3/16"w x 14 3/8"d x 4 1/2"h

Divider Only
CDD-1
ACD-1
VHSD-1
CRDD-1
MFD-1

Shelf Label Holder

Plastic clip-on holder for 5/8" x 5" card.

Size 5 1/2"w x 3/4"h
Catalog Number SLH

Range Finder & Card Holders

For use on end panels or uprights for identification of range contents. Holds 3" x 5" cards. Finished in black. Attaches with double sided tape.

RANGE FINDER **Size** 7"d x 3"h
Catalog Number RFP6

CARD HOLDERS **Size** **Catalog Number**
Double Card Holder 10"w x 3"h DCH-B
Aluminum 6"w x 3"h SCH-CA
Single Card Holder 6"w x 3"h SCH-B

ACCESSORIES

Steel Book Supports

Findable – Unattached book support used on surface of shelves. Furnished with cork backing.

Hook On – Hooks onto return flange of adjustable shelves for rigid support.

Magnetic – Unattached book support used on surface of shelves furnished with magnetic strip.

| FINDABLE | Height | Catalog Number | Height | Catalog Number |
|----------|--------|----------------|--------|----------------|
| | 6" | BSN6 | 10" | BSN10 |
| | 9" | BSN9 | 12" | BSN12 |
| MAGNETIC | Height | Catalog Number | Height | Catalog Number |
| | 6" | BSM6 | 9" | BSM9 |
| HOOK ON | Height | Catalog Number | Height | Catalog Number |
| | 6" | LOBS6 | 9" | LOBS9 |

Wire Book Supports

Wire book support attaches to underside of shelf. Easily adjustable.

| Type | Size | Catalog Number |
|------|------|----------------|
| "V" | 6"h | WBS6 |
| "V" | 9"h | WBS9 |
| "W" | 7"h | WBSW7 |
| "W" | 9"h | WBSW9 |

Shelf Dividers

Standard, durable dividers in multiple sizes which work on many Estey shelving products.

| Size | Catalog Number |
|----------------|----------------|
| 7"d x 6"h | DIV07 |
| 9"d x 7 1/2"h | DIV09 |
| 12"d x 7 1/2"h | DIV12 |



ACCESSORIES



Steel Canopy Tops

Keeps dust off your valuable materials. Includes attaching brackets. Attaching bracket also used to secure steel end panels. Each pair consists of one left and one right bracket.

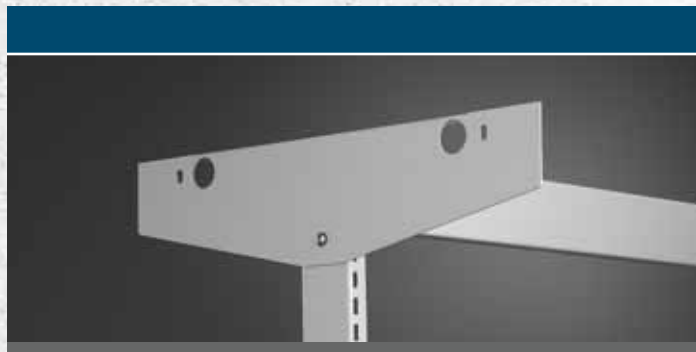
| SINGLE FACE | Base Depth | Catalog Number* | Base Depth | Catalog Number* |
|---------------------------------|-------------------|------------------------|-------------------|------------------------|
| | 08" | CTS3608 | 12" | CTS3612 |
| | 09" | CTS3609 | 13" | CTS3613 |
| | 10" | CTS3610 | 16" | CTS3616 |
| DOUBLE FACE | Base Depth | Catalog Number* | Base Depth | Catalog Number* |
| | 16" | CTD3616 | 24" | CTD3624 |
| | 18" | CTD3618 | 26" | CTD3626 |
| | 20" | CTD3620 | 32" | CTD3632 |
| WIDE PROFILE SINGLE FACE | Base Depth | Catalog Number* | Base Depth | Catalog Number* |
| | 08" | CTS3608X | 12" | CTS3612X |
| | 09" | CTS3609X | 13" | CTS3613X |
| | 10" | CTS3610X | 16" | CTS3616X |
| WIDE PROFILE DOUBLE FACE | Base Depth | Catalog Number* | Base Depth | Catalog Number* |
| | 16" | CTD3616X | 24" | CTD3624X |
| | 18" | CTD3618X | 26" | CTD3626X |
| | 20" | CTD3620X | 32" | CTD3632X |
| ATTACHING BRACKETS | Base Depth | One Pair | Base Depth | One Pair |
| | 08" | CTB08S | 12" | CTB12S |
| | 09" | CTB09S | 13" | CTB13S |
| | 10" | CTB10S | 16" | CTB16S |



Wire Divider Canopy Tops

Keeps dust off your valuable materials. Includes attaching brackets. Attaching bracket also used to secure steel end panels. Each pair consists of one left and one right bracket.

| SINGLE FACE | Base Depth | Catalog Number* | Base Depth | Catalog Number* |
|--------------------|-------------------|------------------------|-------------------|------------------------|
| | 08" | CTS3608 | 12" | CTS3612 |
| | 09" | CTS3609 | 13" | CTS3613 |
| | 10" | CTS3610 | 16" | CTS3616 |
| | | | 16" | CTS36dd |
| DOUBLE FACE | Base Depth | Catalog Number* | Base Depth | Catalog Number* |
| | 16" | CTD3616 | 24" | CTD3624 |
| | 18" | CTD3618 | 26" | CTD3626 |
| | 20" | CTD3620 | 32" | CTD3632 |
| | | | 16" | CTD36dd |



Acrylic Panel Brackets

Used to attach acrylic end panels to weld frame units.

| SINGLE FACE | Base Depth | Catalog Number | Base Depth | Catalog Number |
|--------------------|-------------------|-----------------------|-------------------|-----------------------|
| | 10 | GPTGS2-10LA | 13 | GPTGS2-13LA |
| | 10 | GPTGS2-10RA | 13 | GPTGS2-13RA |
| | 11 | GPTGS2-11LA | 16 | GPTGS2-16LA |
| | 11 | GPTGS2-11RA | 16 | GPTGS2-16RA |
| | 12 | GPTGS2-12LA | | |
| | 12 | GPTGS2-12RA | | |
| SINGLE FACE | Base Depth | Catalog Number | Base Depth | Catalog Number |
| | 20 | GPTGD2-10A | 26 | GPTGD2-13A |
| | 22 | GPTGD2-11A | 32 | GPTGD2-16A |
| | 24 | GPTGD2-12A | | |

ACCESSORIES



Canopy Brackets For Wood Tops

Used when wood or laminate canopy tops are used. For single face units, use one pair. For double face units, use two pairs. Each pair consists of one left and one right bracket and hardware. Wood top not included.

| Size | One Pair | Size | One Pair | Size | One Pair |
|-------------|-----------------|-------------|-----------------|-------------|-----------------|
| 08" | CTIB08S | 12" | CTIB12S | 16" | CTIB16S |
| 09" | CTIB09S | 13" | CTIB13S | 18" | CTIB18S |
| 10" | CTIB10S | | | | |



Lighting

Place anywhere more light is needed for display or referencing.

| Size | Catalog Number |
|-------------------|-----------------------|
| 36"w x 15"d x 4"h | ESTLIGHT36 |



Wall Clip

Used to attach single face units to the wall for support.

| Size | Catalog Number |
|-----------------|-----------------------|
| 3"w x 2"d x 1"h | WCLIP |


* For 24" or 30" wide items, change 36 in catalog number to 24 or 30 (e.g. WB2408A, WB3012A, etc.)
NOTE: All sizes are nominal. Contact local Estey dealer for actual sizes.

Versatile Good Looks



Monrovia Public Library - Monrovia, CA | Architecture by Gonzalez Goodale Architects - Pasadena, CA

Media Cart



Can be customized to carry any type of media. Basic media cart comes without shelves, allowing customer to choose shelves "a la Carte" to best suit the application. Carts come standard with one handle; for additional handle, see below.

| Size | Catalog Number* |
|--------------|-----------------|
| 36"w x 30" h | EMC-3630A |
| 36"w x 36" h | EMC-3636A |
| 42"w x 36" h | EMC-4236A |

Additional Handle CH

Note: Base depth of cart is 26", but will vary depending on shelving selected.

Book Truck



Book trucks are available with either sloped shelves (ESBT-4320A) or flat shelves (ESBT-4328A).

SLOPING

| Size | Catalog Number |
|--------------------|----------------|
| 20"w x 13"d x 43"h | ESBT-4320A |

FLAT

| Size | Catalog Number |
|--------------------|----------------|
| 31"w x 17"d x 43"h | ESBT-4328A |

Steel End Panels and Backs

Optional attaching brackets available for added stability. See page 30 under Steel Canopy Tops.

SINGLE FACE END PANELS

| Height | Base Depth | Catalog Number | Height | Base Depth | Catalog Number |
|--------|------------|----------------|--------|------------|----------------|
| 42" | 8" | WSP4208A | 84" | 8" | WSP8408A |
| | 9" | WSP4209A | | 9" | WSP8409A |
| | 10" | WSP4210A | | 10" | WSP8410A |
| | 12" | WSP4212A | | 12" | WSP8412A |
| | 13" | WSP4213A | | 13" | WSP8413A |
| | 16" | WSP4216A | | 16" | WSP8416A |
| 66" | 8" | WSP6608A | 90" | 8" | WSP9008A |
| | 9" | WSP6609A | | 9" | WSP9009A |
| | 10" | WSP6610A | | 10" | WSP9010A |
| | 12" | WSP6612A | | 12" | WSP9012A |
| | 13" | WSP6613A | | 13" | WSP9013A |
| | 16" | WSP6616A | | 16" | WSP9016A |
| 78" | 8" | WSP7808A | 93" | 8" | WSP9308A |
| | 9" | WSP7809A | | 9" | WSP9309A |
| | 10" | WSP7810A | | 10" | WSP9310A |
| | 12" | WSP7812A | | 12" | WSP9312A |
| | 13" | WSP7813A | | 13" | WSP9313A |
| | 16" | WSP7816A | | 16" | WSP9316A |

DOUBLE FACE END PANELS

| Height | Base Depth | Catalog Number | Height | Base Depth | Catalog Number |
|--------|------------|----------------|--------|------------|----------------|
| 42" | 16" | WDP4216A | 84" | 16" | WDP8416A |
| | 18" | WDP4218A | | 18" | WDP8418A |
| | 20" | WDP4220A | | 20" | WDP8420A |
| | 24" | WDP4224A | | 24" | WDP8424A |
| | 26" | WDP4226A | | 26" | WDP8426A |
| | 32" | WDP4232A | | 32" | WDP8432A |
| 66" | 16" | WDP6616A | 90" | 16" | WDP9016A |
| | 18" | WDP6618A | | 18" | WDP9018A |
| | 20" | WDP6620A | | 20" | WDP9020A |
| | 24" | WDP6624A | | 24" | WDP9024A |
| | 26" | WDP6626A | | 26" | WDP9026A |
| | 32" | WDP6632A | | 32" | WDP9032A |
| 78" | 16" | WDP7816A | 93" | 16" | WDP9316A |
| | 18" | WDP7818A | | 18" | WDP9318A |
| | 20" | WDP7820A | | 20" | WDP9320A |
| | 24" | WDP7824A | | 24" | WDP9324A |
| | 26" | WDP7826A | | 26" | WDP9326A |
| | 32" | WDP7832A | | 32" | WDP9332A |

STEEL BACKS

| Size | Catalog Number* | Size | Catalog Number* |
|-------------|-----------------|-------------|-----------------|
| 36"w x 42"h | WNB3642A | 36"w x 84"h | WNB3684A |
| 36"w x 66"h | WNB3666A | 36"w x 90"h | WNB3690A |
| 36"w x 78"h | WNB3678A | | |




Corner Fillers

Used to make a corner for units placed at right angles to each other. Available in all heights and depths. Specify height and depth (*hhdd*) when ordering. Over 93" high contact factory.

| Heights | Catalog Number |
|------------|----------------|
| 42" to 93" | SCFhhddA |

| Depths |
|------------|
| 08" to 15" |



Intermediate Wall Fillers


Used to fill a void where two single faced units are joined at a right angle with a double faced unit. Available for all base shelf depths and frame heights. Specify height and depth (*hhdd*) when ordering. Over 93" high contact factory.

| Heights | Catalog Number |
|------------|----------------|
| 42" to 93" | DCFhhddA |

| Depths |
|------------|
| 08" to 32" |



Wall Hung Columns



One-Piece Wall Hung Column Strip. Designed to accept all components or accessory items, 1 1/2" w x 1" d. Special heights available.

| Width | Catalog Number |
|-------|----------------|
| 30" | PILWCH30 |
| 42" | PILWCH42 |
| 54" | PILWCH54 |
| 66" | PILWCH66 |
| 78" | PILWCH78 |
| 84" | PILWCH84 |
| 90" | PILWCH90 |

Welded Frame Extender



Add to existing frames for more space. Available in a variety of sizes with a 12" minimum. Also available for 2" frames.

| Height | Catalog Number* |
|---------------|-----------------|
| 36" w x 12" h | WFEXT3612A |
| 36" w x 18" h | WFEXT3618A |
| 36" w x 24" h | WFEXT3624A |
| 36" w x 30" h | WFEXT3630A |

Transverse Overhead Top Tie Bracing



Channel construction top tie furnished in 8 foot lengths for use with free standing and open base bookstacks.

| Width | Catalog Number |
|------------|----------------|
| Weld Frame | OTBW9 |



Waco High School Library - Waco, TX